


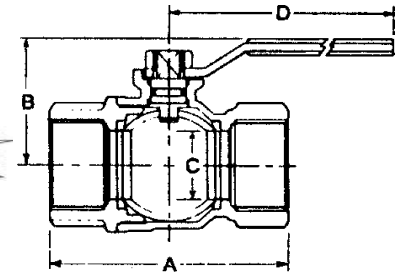
FORGED BRASS BALL VALVES

FULL PORT - MAXIMUM FLOW

Ball valves are constructed of heavy duty forged brass, designed for industrial use on steam, water, oil and gas. The extra heavy duty bottom-loaded stem use both a PTFE washer and a viton o-ring.



Premium




MATERIAL SPECIFICATION	
PART	MATERIAL
HANDLE NUT	COATED STEEL
HANDLE	COATED STEEL
STEM PACKING	PTFE
O-RING	VITON
THRUST WASHER	PTFE
STEM	BRASS
BALL	CHROME PLATED BRASS
SEATS	PTFE
BODY	FORGED BRASS
END ADAPTER	FORGED BRASS

PRESSURE RATING
1/4" - 1-1/4" 500 lbs. W.O.G.
All sizes rated at W.S.P.

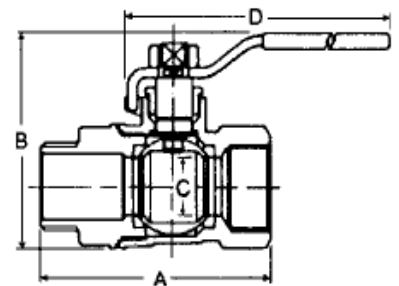
VALVE PART #	SIZE	DIMENSIONS IN INCHES				PRICE
		A (I.P.S.)	B	C	D	
BV14	1/4"	1.77	1.28	0.39	3.07	\$8.65
BV38	3/8"	1.77	1.28	0.39	3.07	\$8.65
BV12	1/2"	2.08	1.42	0.59	3.07	\$9.00
BV34	3/4"	2.35	1.87	0.79	3.78	\$10.50
BV100	1"	2.01	2.20	0.98	3.78	\$12.60
BV114	1-1/4"	3.28	2.22	1.26	3.78	\$28.00

MALE X FEMALE LARGE PORT - EXCELLENT FLOW

Designed for industrial use on steam, water, oil or gas.
ELIMINATES the need for pipe nipples on manifolds.



Convenient



MATERIAL SPECIFICATION	
PART	MATERIAL
HANDLE NUT	COATED STEEL
HANDLE	COATED STEEL
PACKING NUT	BRASS
STEM PACKING	PTFE
THRUST WASHER	PTFE
STEM	BRASS
BALL	CHROME PLATED BRASS
SEATS	PTFE
BODY	FORGED BRASS
END ADAPTER	FORGED BRASS

PRESSURE RATING
1/4" 400 W.O.G. NON-SHOCK
3/8" - 3/4"
600 W.O.G. NON-SHOCK
1" 500 W.O.G. NON-SHOCK
All sizes rated at 150 W.S.P.

VALVE PART #	SIZE	DIMENSIONS IN INCHES				PRICE
		A (I.P.S.)	B	C	D	
MFBV14	1/4"	1.88	1.02	0.32	1.65	\$7.70
MFBV38	3/8"	1.94	1.50	0.39	3.06	\$12.20
MFBV12	1/2"	2.23	1.58	0.50	3.06	\$11.50
MFBV34	3/4"	2.55	1.91	0.69	3.81	\$18.50
MFBV100	1"	3.05	2.07	0.89	3.81	\$27.50



© 2014 MOLDERS CHOICE, Inc.

24 Hour Service - 7 Days a week

1-800-809-4623

WebSite: www.molderschoice.com • Email: molders@molderschoice.com