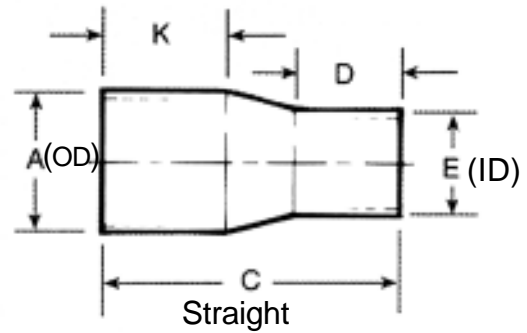
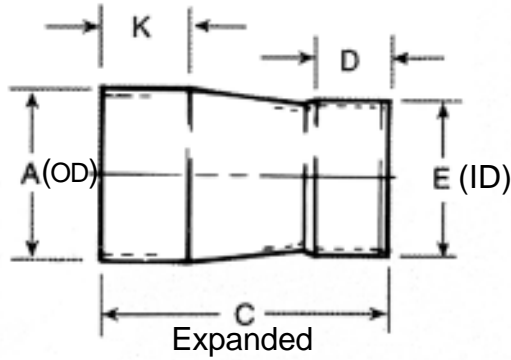


# MISC. COMPONENTS & FITTINGS

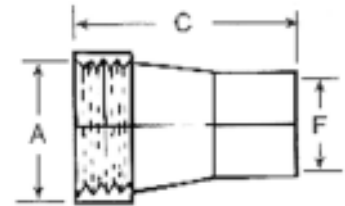


## STANDARD REDUCING COUPLINGS - Stainless Steel & Aluminum

PART NO.	S. STEEL	ALUMINUM	SIZE	A(OD)	GAUGE	C	D	E(ID)	GAUGE	K
RC-212			2-1/8" x 2"	2-1/8"	16	4"	1-1/8"	2"	16	2"
RC-254		INQUIRE	2-1/2" X 2-1/8"	2-1/2"	16	4-1/2"	1-1/4"	2-1/8"	16	1-1/2"
RC-3041		ON	33" x 2-1/8"	3"	16	8-3/4"	1-1/4"	2-1/8"	16	2"
RC-304		ALL	3" X 2-1/2"	3"	16	5"	1-1/4"	2-1/2"	16	1-1/2"
RC-3541		PRICING	3-1/2" X 2-1/8"	3-1/2"	16	11"	1-1/4"	2-1/8"	16	2"
RC-3542		DUE TO	3-1/2" x 2-1/2"	3-1/2"	16	9-1/4"	1-1/4"	2-1/2"	16	2-7/8"
RC-354		FLUCTUATION	3-1/2" X 3"	3-1/2"	16	5-1/2"	1-1/4"	3"	16	2-1/8"
RC-4041		OF	4" X 2-1/8"	4"	16	13-1/2"	1-1/4"	2-1/8"	16	2"
RC-4042		STEEL	4" X 2-1/2"	4"	16	10-1/2"	1-1/4"	2-1/2"	16	2"
RC-4043		PRICING	4" x 3"	4"	16	9-1/4"	1-1/4"	3"	16	2"
RC-404			44" X 3-1/2"	4"	16	6"	1-1/4"	3-1/2"	16	1-1/2"

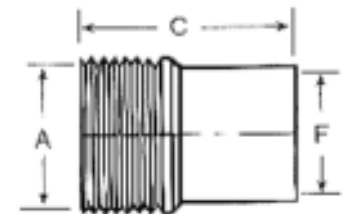
## FEMALE ADAPTERS - Stainless Steel & Aluminum

PART NO.	S. STEEL	ALUMINUM	SIZE	A(NPT)	C	F(OD)	GAUGE
FA-151		INQUIRE	1-1/2" to 1-1/2"	2"	6"	2"	16
FA-201		ON	2" to 2"	2"	6"	2"	16
FA-251		ALL	2-1/2" to 2-1/2"	2-1/2"	6"	2-1/2"	16
FA-301		PRICING	3" to 3"	3"	6"	3"	16
FA-351		DUE TO	3-1/2" to 3-1/2"	3-1/2"	6"	3-1/2"	16
FA-401		FLUCTUATION	4" to 4"	4"	6-1/2"	4"	16
		OF					
		STEEL					
		PRICING					



## MALE ADAPTERS - Stainless Steel & Aluminum

PART NO.	S. STEEL	ALUMINUM	SIZE	A(NPT)	C	F(OD)	GAUGE
MA-152		INQUIRE	1-1/2" to 1-1/2"	2"	6"	2"	16
MA-201		ON	2" to 2"	2"	6"	2"	16
MA-252		ALL	2-1/2" to 2-1/2"	2-1/2"	6"	2-1/2"	16
MA-302		PRICING	3" to 3"	3"	6"	3"	16
MA-352		DUE TO	3-1/2" to 3-1/2"	3-1/2"	6"	3-1/2"	16
MA-402		FLUCTUATION	4" to 4"	4"	6"	4"	16
		OF					
		STEEL					
		PRICING					



© 2009 MOLDERS CHOICE, Inc.



24 Hour Service - 7 Days a week

# 1-800-809-4623

WebSite: [www.molderschoice.com](http://www.molderschoice.com) • Email: [modlers@molderschoice.com](mailto:modlers@molderschoice.com)