

# WHISPER™ LOADERS

WHISPER™ loaders are self-contained vacuum conveying systems. Work automatically to maintain a constant material level in receiving hoppers installed on injection, extrusion or blow molding machine hoppers. Each self-contained system operates on a batch principle. The duration (time) of conveying and dump cycles is determined by adjustable timers.

## FEATURES

- Automatic high level control with proximity sensor.
- Each WHISPER Loader operates as a self-contained, stand-alone system.
- Di-Ac (Diaphragm Action) automatic filter cleaning action.
- 120 volt power, pre-wired with power cords.
- Solid state PLC control with adjustable timers, function and maintenance indicator lights, built-in circuit breaker overload protection, and a 12-foot power cord
- Sound attenuation cone, (standard on SC1500 and SC1750 models)
- Vacuum motor, with quick disconnect for easy removal
- Ten feet of Flexible PVC conveying hose, with pick-up lance.
- Spun and welded aluminum construction.



### SC1250-Series

The WHISPER™ Loader **SC1250-Series** is the most compact of the WHISPER™ Loader family.

Its size and capacity make it ideal for smaller molding and extruding machines



### SC1500-Series

The **SC1500-Series** is the most flexible of the WHISPER™ Loader family. Its size offers the most versatility. SC1500-Series loaders include, as a standard, a remote-mounted electrical control panel and twelve feet of electrical connector cables.




### SC1750-Series

The *powerhouse* of the WHISPER™ Loader line, the **SC1750-Series** has the largest capacity, making ideal for large molding and extruding machines.

## REMOTE CONTROL PANEL



Remote-mounted electrical control panel is standard on SC1500-Series and SC1750-Series, and is optional on the SC1250-Series.



©2008 MOLDERS CHOICE, Inc.



24 Hour Service - 7 Days a week  
**1-800-809-4623**

WebSite: [www.molderschoice.com](http://www.molderschoice.com) • Email: [molders@molderschoice.com](mailto:molders@molderschoice.com)

# WHISPER™ LOADERS OPTIONS



## POWDER CAPABILITY

Includes pleated cartridge filters, automatic pulse filter cleaning, and larger receiver to hold the larger filters.



## VIBRA-PULSE

Is a filter cleaning system useful when conveying dusty product. It uses pulses of air automatically released as required. The different filter media are available to accommodate varying dust levels.



## INTERBLEND

is a static internal blender used to prevent layering in with a proportioning loader.



## CARTRIDGE FILTERS

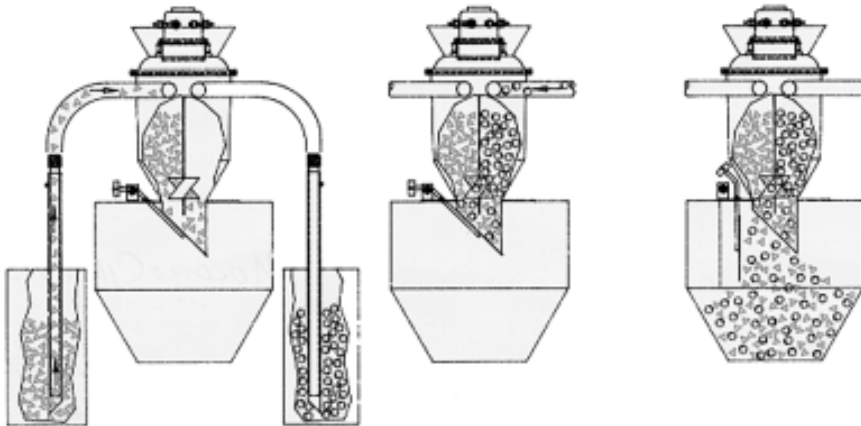
12" to 36" pleated cartridge filters. A variety of flat filters are also available.

## PROPORTIONAL LOADING

Allows for the alternate conveying of two different materials.

### PROPORTIONAL LOADER OPERATING SEQUENCE WITH INTERBLEND

1. The ratio selection of virgin and regrind is a direct reading from 0 to 100%. The total cycle time is factory preset and may be field adjusted to compensate for conveying distance. Adjustment of the cycle time does not alter the ratio adjustment. With switch ON and no material sensed in the receiving hopper, virgin is loaded.
2. After the virgin material requirement is reached, regrind is loaded.
3. OFF time allows material to dump or discharge. Materials are blended as they are discharged.



© 2009 MOLDERS CHOICE, Inc.



24 Hour Service - 7 Days a week  
**1-800-809-4623**  
 WebSite: [www.molderschoice.com](http://www.molderschoice.com) • Email: [modlers@molderschoice.com](mailto:modlers@molderschoice.com)

# WHISPER™ LOADERS



500 # per hour\*

**SC1250**Receiving Chamber  
Diameter 8"

1400 # per hour\*

**SC1500**Receiving Chamber  
Diameter 14"

1400 # per hour\*

**SC1500PLVP**Receiving Chamber  
Diameter 14"

1750 # per hour\*

**SC1750**Receiving Chamber  
Diameter 14"

## SPECIFICATIONS & PRICING

MODEL	DESCRIPTION	PRICE	MOTOR	FAN	INTER. CORD	FLEX MAT. HOSE	PICK-UP PROBE	FILTER AREA sq. in.	LOADER WEIGHT lbs.
SC1250	Standard Mini Loader	<b>\$925.00</b>	120 V 8.1 Amps	2 stage/95 CFM	None	10'	36" Long	64	26
*SC1250VP	Mini Loader w/Vibra Pulse	<b>\$1200.00</b>	" "	" "	"	"	"	"	26
*SC125PLVP	Mini Loader w/Proportional Loading and Vibra Pulse	<b>\$2400.00</b>	" "	" "	"	Two 10'	Two 36" Long	"	35
*SC125PR1C	Mini-Loader Powder	<b>\$1650.00</b>	" "	" "	"	10'	36" Long	1584	42
SC1500	Standard Loader	<b>\$1600.00</b>	" "	" "	7'	"	"	153	45
*SC1500VP	Loader w/Vibra Pulse	<b>\$1900.00</b>	" "	" "	"	"	"	"	45
*SC1500PLVP	Loader w/Proportional Loading and Vibra Pulse	<b>\$2400.00</b>	" "	" "	"	Two 10'	Two 36" Long	"	45
SC150PR3C	Powder Loader	<b>\$2600.00</b>	" "	" "	"	10'	"	4752	53
SC1750	High Volume Loader	<b>\$2200.00</b>	120V 3 Amps	2 stage/115 CFM	"	10'	36" Long	153	48
SC1750VP	High Volume Loader w/Vibra Pulse	<b>\$2600.00</b>	" "	" "	"	"	"	"	48
*SC1750PLVP	High Volume Loader w/Proportional Loading and Vibra Pulse	<b>\$3000.00</b>	" "	" "	"	Two 10'	Two 36" Long	"	48
SC1750PR3C	High Volume Powder Loader	<b>\$3300.00</b>	" "	" "	"	10'	36" Long	4752	56

- Compressed Air Required: .5 CFM @ 60 PSI Max
- All units come with 10 FT. power cord.
- Capacity depends on Material Type, Distance and Vertical Lift

© 2009 MOLDERS CHOICE, Inc.




24 Hour Service - 7 Days a week

**1-800-809-4623**WebSite: [www.molderschoice.com](http://www.molderschoice.com) • Email: [molders@molderschoice.com](mailto:molders@molderschoice.com)

# MICRO LOADER

**Miniature Vacuum Loader — Sized to feed colorant to a color mixer.**

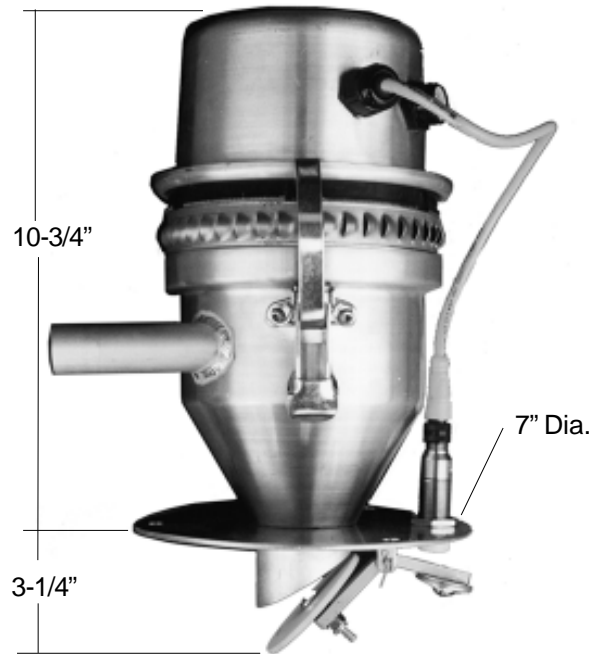
**Developed for a Molder by Molders Choice.**



**Automates the Mixing Process.**

**The Proven Reliability of a Whisper™ Loader in a miniature size.**

**Small Size and Low Weight Allow Direct Mounting to Most Mixers.**



**Weights Less Than 7 lbs  
(less hose and material)**

**Micro Hopper Loader** complete w/ pickup probe, 10' hose & clamps

MODEL	PRICE	DESCRIPTION	MOTOR	FAN	FLEX MAT. HOSE	PICKUP PROBE	FILTER AREA	SHIPPING WEIGHT
SC1250ML	\$975.00	Micro Colorant Loader	120V 8.1 A	2-Stage 95 scfm	1" ID x 10'	1" tube x 36"	26 sq in nylon	24 lbs

© 2009 MOLDERS CHOICE, Inc.



**24 Hour Service - 7 Days a week**  
**1-800-809-4623**  
 WebSite: [www.molderschoice.com](http://www.molderschoice.com) • Email: [molders@molderschoice.com](mailto:molders@molderschoice.com)

# E-Series Hopper Loader

**100% Corrosion-Free, Stainless Steel Construction!**



**Design Features:**

- Stainless steel construction
- Fabric vacuum filter with stainless mesh backing
- Low noise vacuum head
- Mechanical flap valve
- Electrical control and loader head set up for future centralized system
- Electrical circuit built to comply with CE safety requirements
- 115V single phase

Molders Choice E-Series hopper loaders quickly convey free-flowing virgin granules and regrind to your injection molding machine.

The integral, single-phase suction motor creates a flow of air that carries the plastic granules into the hopper through the material line for a pre-selected time. The granules are then discharged directly into the processing machine hopper. The cycle is repeated until both the machine hopper and hopper loader are full.

**Easy Access / Quick Cleanup**

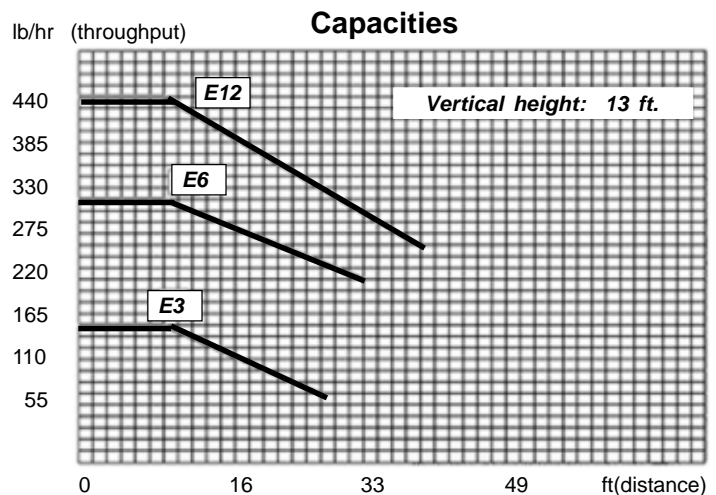
The hinged vacuum head ensures quick cleanup time and easy maintenance.

**Reliable Performance**

All units have microprocessor control and digital display of loading time, loading function, and mode selection. Fault diagnosis is a standard. All models are built to the highest standards from quality stainless steel – providing consistent, reliable performance.

**Options:**

- Material line cleaning valve and suction box
- Two-component proportioning valve
- Self-cleaning filter
- 220V single phase

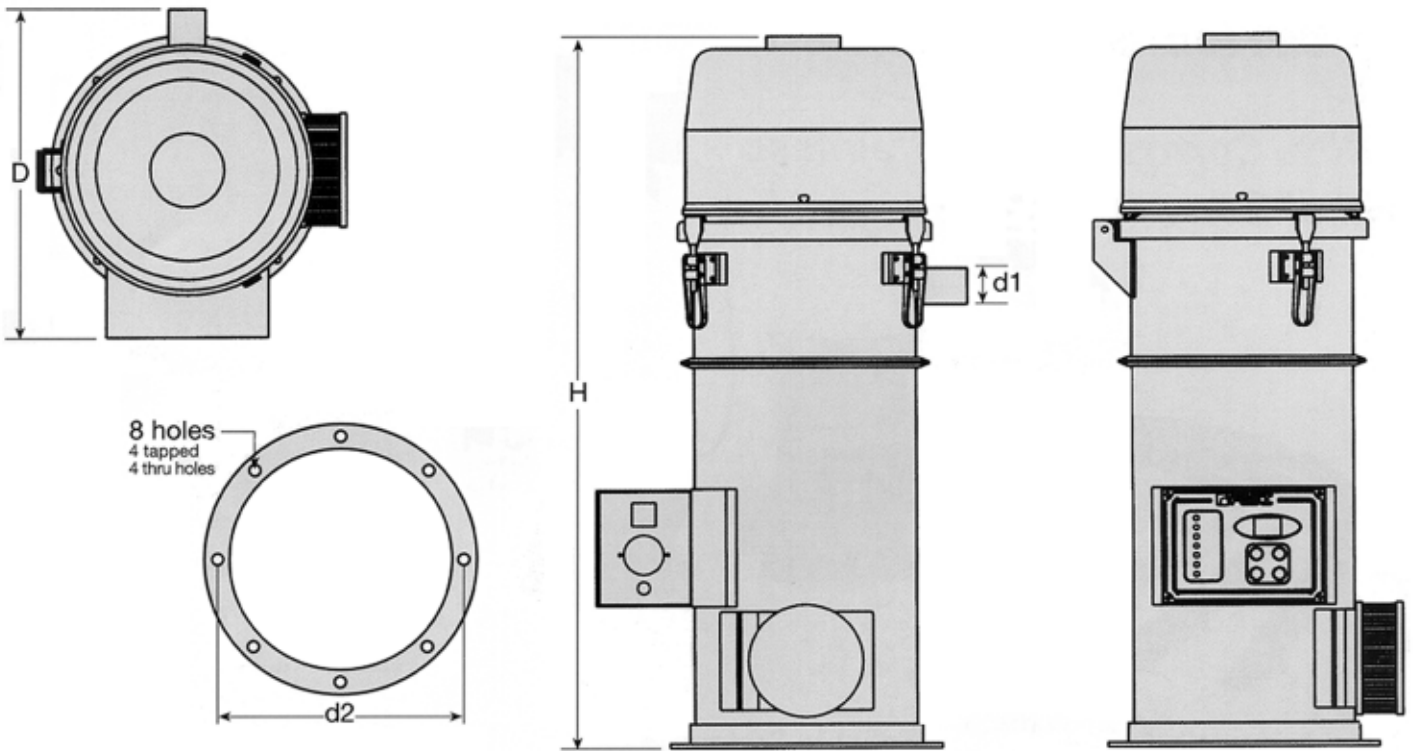


© 2009 MOLDERS CHOICE, Inc.



**24 Hour Service - 7 Days a week**  
**1-800-809-4623**  
 WebSite: [www.molderschoice.com](http://www.molderschoice.com) • Email: [molders@molderschoice.com](mailto:molders@molderschoice.com)


# E-Series Hopper Loader



### E-Series Receivers Specifications

Model #		E3	E6	E12
<b>PRICE</b>		<b>\$910.00</b>	<b>\$955.00</b>	<b>\$1100.00</b>
Hopper Capacity	cu in	183	366	732
Motor HP	HP	1.4	1.4	1.4
Throughput, max.	lb/hr	132	264	396
Loader Inlet Diameter (d1)	in	1.5	1.5	1.5
Bolt Hole Pattern (8 holes)(d2)	in	8.425	10.433	10.433
Depth (D)	in	13.15	13.66	13.66
Overall Height (H)	in	19.69	24.41	29.72
Weight, approx.	lbs	26	28	33

©2009 MOLDERS CHOICE, Inc.



**24 Hour Service - 7 Days a week**  
**1-800-809-4623**  
 WebSite: [www.molderschoice.com](http://www.molderschoice.com) • Email: [molders@molderschoice.com](mailto:molders@molderschoice.com)