

Liquid Circulating TEMPERATURE CONTROL SYSTEMS

3 DESIGNS AVAILABLE

- Sub Compact
- Standard Heavy-Duty Compact
- Vertical with Eye-Level Control

**3 Year Warranty
on all units**



Simple, Reliable, Accurate Controller

- Precise, auto-tune microprocessor
- Standard, commercial unit – easy to set up and troubleshoot. No special circuit boards.
- Large, dual display of set point & delivery temperature

Sturdy, Dependable, Construction

- High-quality, commercial components for years of trouble-free operation.
- Oversize cooling solenoid.
- Heavy-gauge sheet-metal cabinet has maximum ventilation to prolong component life.
- Seal Flush system extends pump seal life.

Maintenance Friendly

- Hinged access panels with quarter-turn screws provide easy access.
- Plug-in, commercial controller can be removed without disconnecting wires.
- Wiring organized and labeled for easy troubleshooting.

Powerful, Efficient Heater

- 9 kW Incoloy flange heater vertically mounted for efficient heating, easy maintenance, and minimal risk of high temperature damage.
- Insulated to minimize heat loss. Saves money and improves accuracy.

Built-In Safety Features

- Low-pressure switch and pressure relief valve.
- Internal bypass protects your heater if flow drops off.
- Overload relay on motor contactor.

High Efficiency Pump – horizontally mounted for minimum cavitation and maximum flow

© 2009 MOLDERS CHOICE, Inc.



24 Hour Service - 7 Days a week

1-800-809-4623

WebSite: www.molderschoice.com • Email: molders@molderschoice.com

Liquid Circulating SUB-COMPACT TEMPERATURE CONTROLLER

• Direct-Inject Cooling • Sub Compact Design 13" x 26" x 26"!



Dual
Display
Standard

- Simple, Reliable, Accurate Controller
- Sturdy, Dependable, Construction
- Maintenance Friendly
- Powerful, Efficient Heater
- High Efficiency Pump

**Direct Cooling - Immediate Response
Cooling Circuit Features Oversize Solenoid.**

3 Year Warranty
on all units



**Insulated Tank
Standard**

HP	MODEL #	ZONE	KW	GPM/PSI	SOLENOID	PROCESS LINES	SUPPLY LINES	DRAIN LINES	DIMENSIONS	PRICE
1/2	CSU-1150	Single	9	20/25	1/4"	1"	3/4"	1/2"	13"W x 26"D x 26"H	\$1645.00
3/4	CSU-1175	Single	9	25/30	1/4"	1"	3/4"	1/2"	13"W x 26"D x 26"H	\$1695.00
1	CSU-1110	Single	9	30/30	1/4"	1"	3/4"	1/2"	13"W x 26"D x 26"H	\$1795.00

When ORDERING Advise Voltage 240 or 480

© 2009 MOLDERS CHOICE, Inc.




24 Hour Service - 7 Days a week
1-800-809-4623
 WebSite: www.molderschoice.com • Email: molders@molderschoice.com

Liquid Circulating COMPACT TEMPERATURE CONTROLLER

• Direct or Indirect Cooling • Compact Design 16" x 27" x 26"!



- Simple. Reliable, Accurate Controller
- Sturdy, Dependable, Construction
- Maintenance Friendly
- Powerful, Efficient Heater
- High Efficiency Pump



Direct-Inject Cooling for fastest response

Indirect Cooling through a heat exchanger to keep mold water in a closed loop. Prevents mold waterline damage from harsh water conditions. Allows use of ethylene glycol to prevent corrosion. Helps keep mold free of mineral deposits and tower-water chemicals.

Direct Cooling

HP	MODEL #	ZONE	kW	GPM/PSI	SOLENOID	PROCESS LINES	SUPPLY LINES	DRAIN LINES	DIMENSIONS	PRICE
1/2	CU-1150	Single	9	20/25	1/4"	1"	3/4"	1/2"	16"W x 27"D x 26"H	\$1725.00
3/4	CU-1175	Single	9	25/30	1/4"	1"	3/4"	1/2"	16"W x 27"D x 26"H	\$1775.00
1	CU-1110	Single	9	30/30	1/4"	1"	3/4"	1/2"	16"W x 27"D x 26"H	\$1845.00
2	CU-1120	Single	9	40/35	1/4"	1-1/4"	1"	1/2"	16"W x 27"D x 26"H	\$2090.00
3	CU-1130	Single	9	60/48	1/4"	1-1/4"	1"	1/2"	16"W x 27"D x 26"H	\$2323.00
1/2	CU-2150	Dual	9	20/25	1/4"	1"	3/4"	1/2"	16"W x 27"D x 48"H*	\$3599.00
3/4	CU-2175	Dual	9	25/30	1/4"	1"	3/4"	1/2"	16"W x 27"D x 48"H*	\$3699.00
1	CU-2110	Dual	9	30/30	1/4"	1"	3/4"	1/2"	16"W x 27"D x 48"H*	\$3839.00
2	CU-2120	Dual	9	40/35	1/4"	1-1/4"	1"	1/2"	16"W x 27"D x 48"H*	\$4329.00
3	CU-2130	Dual	9	60/48	1/4"	1-1/4"	1"	1/2"	16"W x 27"D x 48"H*	\$4795.00

Indirect Cooling

* Stacked two-high configuration

HP	MODEL #	ZONE	kW	GPM/PSI	SOLENOID	PROCESS LINES	SUPPLY LINES	DRAIN LINES	DIMENSIONS	PRICE
1/2	CU-1250	Single	9	20/25	1/4"	1"	3/4"	1/2"	16"W x 27"D x 26"H	\$2100.00
3/4	CU-1275	Single	9	25/30	1/4"	1"	3/4"	1/2"	16"W x 27"D x 26"H	\$2150.00
1	CU-1210	Single	9	30/30	1/4"	1"	3/4"	1/2"	16"W x 27"D x 26"H	\$2220.00
2	CU-1220	Single	9	40/35	1/4"	1"	3/4"	1/2"	16"W x 27"D x 26"H	\$2465.00
3	CU-1230	Single	9	60/48	1/4"	1"	3/4"	1/2"	16"W x 27"D x 26"H	\$2698.00
1/2	CU-2250	Dual	9	20/25	1/4"	1"	3/4"	1/2"	16"W x 27"D x 48"H*	\$4349.00
3/4	CU-2275	Dual	9	25/30	1/4"	1"	3/4"	1/2"	16"W x 27"D x 48"H*	\$4449.00
1	CU-2210	Dual	9	30/30	1/4"	1"	3/4"	1/2"	16"W x 27"D x 48"H*	\$4589.00
2	CU-2220	Dual	9	40/35	1/4"	1"	3/4"	1/2"	16"W x 27"D x 48"H*	\$5079.00
3	CU-2230	Dual	9	60/48	1/4"	1"	3/4"	1/2"	16"W x 27"D x 48"H*	\$5545.00

When ORDERING Advise Voltage 240 or 480

* stacked two high configuration

© 2009 MOLDERS CHOICE, Inc.




24 Hour Service - 7 Days a week
1-800-809-4623
 WebSite: www.molderschoice.com • Email: molders@molderschoice.com

Liquid Circulating VERTICAL TEMPERATURE CONTROLLER

**Vertical (Upright) Design Saves Floor Space
Only 17"W x 21"D x 49.5" High**




- Convenient Control / Display Height
- Direct or Indirect Cooling
- Simple, Reliable, Accurate Controller
- Sturdy, Dependable, Construction
- Maintenance Friendly
- Powerful, Efficient Heater
- High Efficiency Pump



Price & Specifications – Inquire

Features & Options for all Molders Choice Liquid-Circulating Temperature Control Sys-



Controller Features:

- Touch Panel Controls
- Dual Digital 1/8 DIN Display of Set Point & Process Temperature
- Non-Volatile Memory
- Celsius or Fahrenheit Selectable
- Adjustable High/Low Limits of Set Point
- Program is Lockable
- 3-Year Warranty

Optional Features:

- Audible Alarm
- Visual Alarm
- Communications Such As RS-232, RS-422 or RS-485
- PLC Interface
- Many Other Options

OPTIONS	OPTIONS
<ul style="list-style-type: none"> • Communication Port RS-232, RS-422, RS-485 (Choose One) • Automatic Air Purge Valve w/Solenoid, Valves, and Wiring • Dual Pressure Gauges - Delivery and return • Custom Paint - Will Match Your Color Chip • Larger Cooling Solenoids • Flow Switch (tied to Pump Contractor) • Pressure Relief Drain Tube • Non-Ferrous Construction of Components • Audible Alarm (Pump Shut-Down, Low Pressure) • Visual Alarm (Pump Shut-Down, Low Pressure) 	<ul style="list-style-type: none"> • Manual air Purge Pump Valve w/Check Valve for evacuating Water lines and Molds • Auto Vent • Fused Disconnect • Overtemp Sensor Auto Shut-Down • 575V Operation • 380V Operation • Remote Face Plate for Remote Mounting of Controls • Heater Elements Up to 48kW

© 2009 MOLDERS CHOICE, Inc.



24 Hour Service - 7 Days a week
1-800-809-4623
 WebSite: www.molderschoice.com • Email: molders@molderschoice.com