

3 PIECE OEM SCREW TIPS

Economical, Low Cost Basic Replacements

In STOCK



- **Short ring travel**
Provides quick, consistent shut-off
- **Precision Machined**
Provides positive sealing & shut-off
- **Ion Nitrided Surface or CPM9V Materials**
Provides good wear resistance when processing general-purpose materials & abrasive materials
- **Manufactured in state-of-the-art facility**
Using highest quality materials

**For ALL
Makes of
machines**

Our tips are better than the OEM originals. OEM's typically use low cost nitralloy steel which accepts nitrided very well but the tensile strength is very low. Molders Choice uses H13 Tool Steel or CPM9V exclusively for our OEM replacement tips to decrease premature wear at the seat area and to help reduce "Cold Start" stud breakage.

3 PIECE LOCKING SCREW TIP

The Locking Ring design has tabs that interlock with slots on the retainer. This force the ring to turn with the screw, eliminating wear between the ring and front seat. Side loading is applied to the interlocking components, making interface critical.



- **Precision Machined**
Provides positive sealing & shut-off
- **Ion Nitrided Surface or CPM9V Materials**
Provides good wear resistance when processing general-purpose materials & abrasive materials
- **Manufactured in state-of-the-art facility**
Using highest quality materials

© 2009 MOLDERS CHOICE, Inc.



24 Hour Service - 7 Days a week
1-800-809-4623
 WebSite: www.molderschoice.com • Email: molders@molderschoice.com

H13 FREE-FLOW SCREW TIPS

Recommended for all Shear-Sensitive Materials

- Our Free-Flow design is the best for your plastic—especially shear / heat sensitive materials.
- Recommended by numerous material suppliers.
- Generous flow path reduces material degradation—improves plasticizing rates.
- The larger flow channels on our free-flow tips reduce the wear area available in the sealing areas. Therefore, steel selection is critical. Call Molders Choice Technical Specialist to discuss your application.
- Precision machined at a state-of-art facility.
- For high speed, tight tolerance or positive part weight, consider our 4-piece or ball check tip designs.



WEAR RESISTANCE FREE-FLOW SCREW TIPS

The Free Flow design creates allows for little pressure drop, with little shear heat generation, with open flow paths for processing heat sensitive and viscous materials

CPM9V / CPM-10V - Carbide faced Materials.
Highly wear resistant tool steel with a high percentage of vanadium carbide. Excellent for adrasive applications

- Recommended by numerous material suppliers.



- Generous flow path reduces material degradation—improves plasticizing rates.
- The larger flow channels on our free-flow tips reduce the wear area available in the sealing areas. Therefore, steel selection is critical. Call Molders Choice Technical Specialist to discuss your application.
- Precision machined at a state-of-art facility.

© 2009 MOLDERS CHOICE, Inc.



24 Hour Service - 7 Days a week
1-800-809-4623
 WebSite: www.molderschoice.com • Email: molders@molderschoice.com

4 - PIECE SCREW TIPS

The closest design to claim it is a "Universal" Tip
4-piece Long-Life, Abrasion Resistant

Flow Rate Designed to maximize recovery & reduce frictional heat

Retainer
4150
Tough Alloy Steel helps eliminate "Cold Starts"



Check Ring
Rex 20 M4 Tool Steel is designed to give maximum performance with abrasive materials

Check Ring
Rex 20 M4 High Speed Tool Steel withstands high frictional heat caused by high screw RPM's

Rear Seat of D2 is hardened to withstand Ring "Slap Back" & abrasion wear

These Tips shut-off **consistently** & yield maximum performance . . . and we can recommend more wear and corrosion resistance for your most critical molding jobs . . . Ask the specialists . . . **MOLDERS CHOICE!**


PERFORMANCE GUARANTEED – Inquire

Most Sizes in Stock!
Now Available in Carbide & Stainless Steel Materials

4 - PIECE FRONT SEAT CARBIDE INSERTS



4AA
High speed tool steel ring and front seat with Carbide inserts in the front seat.
General purpose - Repairable



© 2009 MOLDERS CHOICE, Inc.




24 Hour Service - 7 Days a week
1-800-809-4623
WebSite: www.molderschoice.com E-mail: molders@molderschoice.com

4 - PIECE FS / CR CARBIDE INSERTS



4AAA

High speed tool steel ring and front seat with Carbide inserts in each.
General purpose - Repairable
Filled Resins to 60%
High speed molding




4 - PIECE CERAMIC



CERAMIC

High speed tool steel ring and front seat with ceramic inserts in each.
General purpose - Repairable
Filled Resins to 65%
High speed molding



© 2009 MOLDERS CHOICE, Inc.

24 Hour Service - 7 Days a week
1-800-809-4623
WebSite: www.molderschoice.com E-mail: molders@molderschoice.com

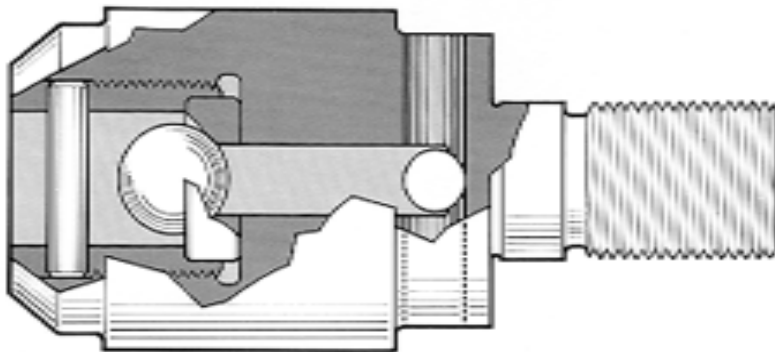
Ball Check SCREW TIPS

For Faster, More Positive, More Consistent Shutoff



Recommended for:

- Large presses with screws 3.5" (90mm) or larger in diameter
- High-speed molding of Containers, Flower Pots, Buckets, Pails, etc
- General-Purpose Materials
- Free Flow Design with oversize pick-up holes



- Center Discharge design provides optimum Flow and Shutoff
- Premium H-13 Tool Steel Valve Body resists wear, deformation, and fatigue cracking.
- Stainless Steel Ball resists corrosion
- Ultra-hard D2 Tool Steel Ball Seat features lifetime warranty against wear and breakage.

Also available in Longer Side-Discharge Design

Beware of inferior designs utilizing inexpensive weak steels. We use only Premium H13 for extended life in all molding applications

© 2009 MOLDERS CHOICE, Inc.



24 Hour Service - 7 Days a week
1-800-809-4623
WebSite: www.molderschoice.com • Email: molders@molderschoice.com

SCREW TIPS PRICING

X=REQUIRES THREAD ADAPTER

AMERIPLAS			AMERIPLAS							
RING DIA.	NOSE ANGLE	SCREW THREAD	3T	3W	3B	3L	4A	4AA	4AAA	4C
2"	30	1.000-8 TPI-LH	\$399	\$499	\$489	\$615	\$569	\$769	\$1,069	\$1,123
ARBURG			ARBURG							
RING DIA.	NOSE ANGLE	SCREW THREAD	3T	3W	3B	3L	4A	4AA	4AAA	4C
15MM	40	M8X1.25-RH	\$316	\$395	\$356	\$377	N/A	N/A	N/A	N/A
15MM	50	M8X1.25-RH	\$316	\$395	\$356	\$377	N/A	N/A	N/A	N/A
18MM	20	M10X1.5-RH	\$316	\$395	\$356	\$377	N/A	N/A	N/A	N/A
20MM	60	M10X1.5-RH	\$316	\$395	\$356	\$377	N/A	N/A	N/A	N/A
22MM	30	M12X1.75-RH	\$316	\$395	\$356	\$377	N/A	N/A	N/A	N/A
22MM	120	M10X1.5-RH	\$316	\$395	\$356	\$377	N/A	N/A	N/A	N/A
25MM	120	M12X1.75-RH	\$316	\$395	\$356	\$377	\$349	\$549	\$849	N/A
25MM	30	M12X1.75-RH	\$316	\$395	\$356	\$377	\$349	\$549	\$849	N/A
25MM	70	M12X1.75-RH	\$316	\$395	\$356	\$377	\$349	\$549	\$849	N/A
30MM	40	M14X1.5-RH	\$316	\$395	\$356	\$377	\$349	\$549	\$849	N/A
30MM	120	M14X1.5-RH	\$316	\$395	\$356	\$377	\$349	\$549	\$849	N/A
30MM	30	M14X1.5-RH	\$316	\$395	\$356	\$377	\$349	\$549	\$849	N/A
30MM	80	M14X1.5-RH	\$316	\$395	\$356	\$377	\$349	\$549	\$849	N/A
35MM	120	M18X1.5-RH	\$316	\$395	\$356	\$445	\$413	\$613	\$913	N/A
35MM	40	M18X1.5-RH	\$316	\$395	\$356	\$445	\$413	\$613	\$913	N/A
35MM	90	M18X1.5-RH	\$316	\$395	\$356	\$445	\$413	\$613	\$913	N/A
40MM	40	M18X1.5-RH	\$316	\$395	\$356	\$482	\$446	\$646	\$946	\$994
40MM	90	M18X1.5-RH	\$316	\$395	\$356	\$482	\$446	\$646	\$946	\$994
45MM	60	M22X1.5-RH	\$337	\$421	\$380	\$546	\$505	\$705	\$1,005	\$1,055
45MM	50	M22X1.5-RH	\$337	\$421	\$380	\$546	\$505	\$705	\$1,005	\$1,056
45MM	90	M22X1.5-RH	\$337	\$421	\$380	\$546	\$505	\$705	\$1,005	\$1,056
50MM		M24X1.5-RH	\$351	\$439	\$395	\$559	\$518	\$718	\$1,018	\$1,069
55MM	90	M24X1.5-RH	\$446	\$558	\$502	\$643	\$596	\$846	\$1,096	\$1,151
60MM	90	M24X1.5-RH	\$512	\$640	\$576	\$673	\$624	\$824	\$1,184	\$1,233
AUTOJECTOR			AUTOJECTOR							
RING DIA.	NOSE ANGLE	SCREW THREAD	3T	3W	3B	3L	4A	4AA	4AAA	4C
22MM	60	M10X1.5-RH	\$316	\$395	\$356	\$377	\$349	\$549	\$850	N/A
24MM	60	M10X1.5-LH	\$316	\$395	\$356	\$377	\$349	\$549	\$850	N/A
50MM			\$352	\$440	\$396	\$560	\$518	\$718	\$1,018	\$1,069
.75"	30	.4375-14 TPI-LH	\$316	\$395	\$356	\$377	\$349	\$549	\$849	N/A
1"	40	.500-13 TPI-LH	\$316	\$395	\$356	\$377	\$349	\$549	\$849	N/A
1.25"	50	.625-11 TPI-LH	\$316	\$395	\$356	\$390	\$361	\$561	\$861	N/A
1.25"	52	.625-11 TPI-LH	\$316	\$395	\$356	\$390	\$361	\$561	\$861	N/A
1.5"	40	.750-10 TPI-LH	\$316	\$395	\$356	\$457	\$424	\$624	\$924	\$970
1.75"	50	.875-9 TPI-LH	\$316	\$395	\$356	\$546	\$506	\$706	\$1,006	\$1,055
2"	50	1.000-8 TPI-LH	\$390	\$487	\$439	\$614	\$568	\$768	\$1,068	\$1,122
2"	60	M27X3.0-LH	\$390	\$487	\$439	\$614	\$568	\$768	\$1,068	\$1,122
2.5"	50	1.250-7 TPI-LH	\$532	\$665	\$599	\$684	\$633	\$833	\$1,133	\$1,190

© 2009 MOLDERS CHOICE, Inc.



24 Hour Service - 7 Days a week

1-800-809-4623

WebSite: www.molderschoice.com • Email: modlers@molderschoice.com

SCREW TIPS

X=REQUIRES THREAD ADAPTER

BATTENFELD										
RING DIA.	NOSE ANGLE	SCREW THREAD	3-PC FREE FLOW 3T	3-PC CPM9V 3W	BALL CHECK 3B	LOCKING CHECK RING 3L	4-PC 4A	4-PC FS CARBIDE 4AA	4-PC FS/CR CARBIDE 4AAA	4-PC CERAMIC 4C
18MM	90	M10X1.5-LH	\$316	\$395	\$356	\$377	N/A	N/A	N/A	N/A
22MM	90	M12X1.75-LH	\$316	\$395	\$356	\$377	N/A	N/A	N/A	N/A
25MM	90	M12X1.75-LH	\$316	\$395	\$356	\$377	\$349	\$549	\$849	N/A
25MM	90	M10X1.5-LH	\$316	\$395	\$356	\$377	\$349	\$549	\$849	N/A
30MM	90	M14X1.5-LH	\$316	\$395	\$356	\$377	\$349	\$549	\$849	N/A
35MM	90	M16X1.5-LH	\$316	\$395	\$356	\$445	\$413	\$613	\$913	N/A
40MM	90	M20X2.0-LH	\$316	\$395	\$356	\$481	\$446	\$646	\$946	\$993
45MM	90	M24X2.0-LH	\$337	\$421	\$380	\$546	\$506	\$706	\$1,006	\$1,057
45MM	30	M20X2.0-LH	\$337	\$421	\$380	\$546	\$506	\$706	\$1,006	\$1,057
50MM	90	M24X2.0-LH	\$352	\$440	\$396	\$560	\$518	\$718	\$1,018	\$1,069
55MM	30	M24X2.0-LH	\$426	\$533	\$480	\$643	\$596	\$796	\$1,096	\$1,151
55MM	90	M24X2.0-LH	\$426	\$533	\$480	\$643	\$596	\$796	\$1,096	\$1,151
60MM	90	M24x2.0-LH	\$509	\$637	\$573	\$674	\$624	\$824	\$1,124	\$1,180
x 60MM	30	M35X2.0-LH	\$509	\$637	\$573	\$674	\$624	\$824	\$1,124	\$1,180
60MM	90	M35X2.0-LH	\$509	\$637	\$573	\$674	\$624	\$824	\$1,124	\$1,180
65MM	90	M24X2.0-LH	\$552	\$653	\$587	\$700	\$648	\$874	\$1,213	\$1,274
70MM	90	M30X3.5-LH	\$593	\$679	\$616	\$794	\$735	\$963	\$1,304	\$1,369
75MM	90	M30X3.5-LH	\$611	\$764	\$687	\$822	\$761	\$991	\$1,336	\$1,403
85MM	90	M35X2.0-LH	\$678	\$848	\$763	\$1,091	\$1,010	\$1,244	\$1,595	\$1,675
90MM	90	M40X2.0-LH	\$826	\$1,033	\$929	\$1,158	\$1,072	\$1,344	\$1,752	\$1,840
96MM	45	M50X2.5-LH	\$930	QUOTE	QUOTE	\$1,223	\$1,133	\$1,405	\$1,813	\$1,904
96MM	90	M40X3.0-LH	\$950	QUOTE	QUOTE	\$1,260	\$1,170	\$1,440	\$1,848	\$1,945
x 100MM	30	M60X2.5-LH	\$1,031	QUOTE	QUOTE	\$1,277	\$1,182	\$1,462	\$1,882	\$1,976
110MM	90	M50X2.5-LH	\$1,031	QUOTE	QUOTE	\$1,277	\$1,182	\$1,462	\$1,882	\$1,976
110MM	30	M50X2.5-LH	\$1,169	QUOTE	QUOTE	\$1,428	\$1,472	\$1,760	\$2,192	\$2,302
120MM	90	M50X2.5-LH	\$1,282	QUOTE	QUOTE	\$1,746	\$1,617	\$1,913	\$2,357	\$2,475
120MM	25	M60X2.5-LH	\$1,380	QUOTE	QUOTE	\$1,790	\$1,653	\$1,955	\$2,393	\$2,513
130MM	90	M60X2.5-LH	\$1,490	QUOTE	QUOTE	\$1,981	\$1,834	\$2,138	\$2,594	\$2,724
140MM	90	M60X2.5-LH	\$1,574	QUOTE	QUOTE	\$2,198	\$2,035	\$2,347	\$2,815	\$2,956
150MM	90	M65X3.5-LH	\$1,835	QUOTE	QUOTE	\$2,429	\$2,249	\$2,569	\$3,049	\$3,201
170MM	90	M75X3.0-LH	\$2,235	QUOTE	QUOTE	QUOTE	QUOTE	QUOTE	QUOTE	QUOTE
BOY										
RING DIA.	NOSE ANGLE	SCREW THREAD	3-PC FREE FLOW 3T	3-PC CPM9V 3W	BALL CHECK 3B	LOCKING CHECK RING 3L	4-PC 4A	4-PC FS CARBIDE 4AA	4-PC FS/CR CARBIDE 4AAA	4-PC CERAMIC 4C
14MM	84	M8X1.25-LH	\$316	\$395	N/A	N/A	N/A	N/A	N/A	N/A
16MM	76	M8X1.25-LH	\$316	\$395	N/A	N/A	N/A	N/A	N/A	N/A
18MM	90	M10X1.5-LH	\$316	\$395	N/A	N/A	N/A	N/A	N/A	N/A
22MM	90	M12X1.75-LH	\$316	\$395	\$356	\$377	\$349	\$549	\$849	N/A
24MM	90	M12X1.75-LH	\$316	\$395	\$356	\$377	\$349	\$549	\$849	N/A
28MM	90	M12X1.75-LH	\$316	\$395	\$356	\$388	\$349	\$549	\$849	N/A
28MM	90	M12X1.75-LH	\$316	\$395	\$356	\$388	\$349	\$549	\$849	N/A
29MM	90	M12X1.75-LH	\$316	\$395	\$356	\$388	\$349	\$549	\$849	N/A
32MM	60	M14X2.0-LH	\$316	\$395	\$356	\$390	\$361	\$561	\$861	N/A
32MM	90	M14X2.0-LH	\$316	\$395	\$356	\$390	\$361	\$561	\$861	N/A
36MM	90	M16X2.0-LH	\$316	\$395	\$356	\$449	\$416	\$616	\$916	N/A
38MM	90	M16X2.0-LH	\$316	\$395	\$356	\$458	\$424	\$624	\$924	N/A

BOY (Continued on Next Page)

© 2009 MOLDERS CHOICE, Inc.



24 Hour Service - 7 Days a week

1-800-809-4623

 WebSite: www.molderschoice.com • Email: molders@molderschoice.com

SCREW TIPS

X=REQUIRES THREAD ADAPTER

BOY

RING DIA.	NOSE ANGLE	SCREW THREAD	3-PC FREE FLOW 3T	3-PC CPM9V 3W	BALL CHECK 3B	LOCKING CHECK RING 3L	4-PC 4A	4-PC FS CARBIDE 4AA	4-PC FS/CR CARBIDE 4AAA	4-PC CERAMIC 4C
42MM	90	M16X2.0-LH	\$333	\$416	\$375	\$507	\$469	\$669	\$969	\$1,018
42MM	90	M16X2.0-LH	\$333	\$416	\$375	\$507	\$469	\$669	\$969	\$1,018
48MM	90	18X2.5 TPI-LH	\$352	\$440	\$396	\$560	\$518	\$718	\$1,018	\$1,069
45MM	45	M18X1.5-LH	\$337	\$422	\$380	\$545	\$505	\$705	\$1,005	\$1,055
50MM	45	M18X1.5-LH	\$337	\$422	\$380	\$559	\$518	\$718	\$1,018	\$1,069
60MM	45	M20X1.5-LH	\$550	\$688	\$619	\$674	\$624	\$824	\$1,124	\$1,180
60MM	45	M24X2.0-LH	\$550	\$688	\$619	\$674	\$624	\$824	\$1,124	\$1,180
60MM	60	M20X1.5-LH	\$550	\$688	\$619	\$674	\$624	\$824	\$1,124	\$1,180
80MM	45	M30X2.0-LH	\$785	\$982	\$883	\$1,009	\$934	\$1,166	\$1,514	\$1,590
80MM	38	M30X2.0-LH	\$785	\$982	\$883	\$1,009	\$934	\$1,166	\$1,514	\$1,590
90MM	45	M33X3.0-LH	\$193	\$992	\$893	\$1,158	\$1,072	\$1,344	\$1,752	\$1,840
95MM	38	M42X3.0-LH	\$826	\$1,033	\$959	\$1,163	\$1,077	\$1,353	\$1,767	\$1,855

CHAUN LIN FAH

RING DIA.	NOSE ANGLE	SCREW THREAD	3-PC FREE FLOW 3T	3-PC CPM9V 3W	BALL CHECK 3B	LOCKING CHECK RING 3L	4-PC 4A	4-PC FS CARBIDE 4AA	4-PC FS/CR CARBIDE 4AAA	4-PC CERAMIC 4C
32MM		M16X12-LH	QUOTE	QUOTE	QUOTE	QUOTE	QUOTE	QUOTE	QUOTE	N/A
35MM		M22X12-LH	QUOTE	QUOTE	QUOTE	QUOTE	QUOTE	QUOTE	QUOTE	N/A
40MM		M22X12-LH	QUOTE	QUOTE	QUOTE	QUOTE	QUOTE	QUOTE	QUOTE	QUOTE
45MM		M22X12-LH	QUOTE	QUOTE	QUOTE	QUOTE	QUOTE	QUOTE	QUOTE	QUOTE
50MM		M27X10-LH	QUOTE	QUOTE	QUOTE	QUOTE	QUOTE	QUOTE	QUOTE	QUOTE
55MM		M27X10 TPI-LH	QUOTE	QUOTE	QUOTE	QUOTE	QUOTE	QUOTE	QUOTE	QUOTE
60MM		M34X10 TPI-LH	QUOTE	QUOTE	QUOTE	QUOTE	QUOTE	QUOTE	QUOTE	QUOTE
65MM		M34X10 TPI-LH	QUOTE	QUOTE	QUOTE	QUOTE	QUOTE	QUOTE	QUOTE	QUOTE
70MM		M34X10-LH	QUOTE	QUOTE	QUOTE	QUOTE	QUOTE	QUOTE	QUOTE	QUOTE
75MM		M34X10 TPI-LH	QUOTE	QUOTE	QUOTE	QUOTE	QUOTE	QUOTE	QUOTE	QUOTE
80MM		M43X8 TPI-LH	QUOTE	QUOTE	QUOTE	QUOTE	QUOTE	QUOTE	QUOTE	QUOTE
85MM		M43X8 TPI-LH	QUOTE	QUOTE	QUOTE	QUOTE	QUOTE	QUOTE	QUOTE	QUOTE
105MM		M49X8 TPI-LH	QUOTE	QUOTE	QUOTE	QUOTE	QUOTE	QUOTE	QUOTE	QUOTE
120MM		M68X6 TPI-LH	QUOTE	QUOTE	QUOTE	QUOTE	QUOTE	QUOTE	QUOTE	QUOTE

CHEN HSONG

RING DIA.	NOSE ANGLE	SCREW THREAD	3-PC FREE FLOW 3T	3-PC CPM9V 3W	BALL CHECK 3B	LOCKING CHECK RING 3L	4-PC 4A	4-PC FS CARBIDE 4AA	4-PC FS/CR CARBIDE 4AAA	4-PC CERAMIC 4C
25MM	30	M14X2.0-RH	\$316	\$395	\$356	\$377	N/A	N/A	N/A	N/A
28MM	25	M16X2.0-LH	\$316	\$395	\$356	\$377	\$349	\$549	\$849	N/A
35MM	25	M16X2.0-LH	\$316	\$395	\$356	\$445	\$412	\$612	\$912	N/A
36MM	25	M18X2.5-LH	\$316	\$395	\$356	\$448	\$415	\$615	\$915	N/A
39.5MM	28	.750-12 TPI-LH	\$316	\$395	\$356	\$482	\$446	\$646	\$946	\$993
x 46MM	25	M27X3.0-LH	\$337	\$421	\$380	\$550	\$509	\$709	\$1,009	\$1,059

CINCINNATI

RING DIA.	NOSE ANGLE	SCREW THREAD	3-PC FREE FLOW 3T	3-PC CPM9V 3W	BALL CHECK 3B	LOCKING CHECK RING 3L	4-PC 4A	4-PC FS CARBIDE 4AA	4-PC FS/CR CARBIDE 4AAA	4-PC CERAMIC 4C
16MM	60	M8X1.0-LH	\$316	\$395	\$356	\$377	N/A	N/A	N/A	N/A
18MM	60	M9X1.25-LH	\$316	\$395	\$356	\$377	N/A	N/A	N/A	N/A
18MM	60	M8X1.25-LH	\$316	\$395	\$356	\$377	N/A	N/A	N/A	N/A

CINCINNATI (Continued on Next Page)

© 2009 MOLDERS CHOICE, Inc.



24 Hour Service - 7 Days a week

1-800-809-4623

WebSite: www.molderschoice.com • Email: molders@molderschoice.com

SCREW TIPS

X=REQUIRES THREAD ADAPTER

CINCINNATI										
RING DIA.	NOSE ANGLE	SCREW THREAD	3-PC FREE FLOW 3T	3-PC CPM9V 3W	BALL CHECK 3B	LOCKING CHECK RING 3L	4-PC 4A	4-PC FS CARBIDE 4AA	4-PC FS/CR CARBIDE 4AAA	4-PC CERAMIC 4C
18MM	90	M10X1.5-LH	\$316	\$395	\$356	\$377	N/A	N/A	N/A	N/A
20MM	20	M10X1.5-LH	\$316	\$395	\$356	\$377	N/A	N/A	N/A	N/A
20MM	90	M10X1.5-LH	\$316	\$395	\$356	\$377	N/A	N/A	N/A	N/A
22MM	20	M12X1.75-LH	\$316	\$395	\$356	\$377	N/A	N/A	N/A	N/A
22MM	60	M10X1.5-LH	\$316	\$395	\$356	\$377	N/A	N/A	N/A	N/A
22MM	90	M12X1.75-LH	\$316	\$395	\$356	\$377	N/A	N/A	N/A	N/A
22MM	60	M12X1.75-LH	\$316	\$395	\$356	\$377	N/A	N/A	N/A	N/A
24MM	60	M10X1.5-LH	\$316	\$395	\$356	\$377	\$349	\$549	\$849	N/A
26MM	90	M16X2.0-LH	\$316	\$395	\$356	\$377	\$349	\$549	\$849	N/A
26MM	60	M14X2.0-LH	\$316	\$395	\$356	\$377	\$349	\$549	\$849	N/A
28MM	60	M12X1.75-LH	\$316	\$395	\$356	\$377	\$349	\$549	\$849	N/A
28MM	90	M16X2.0-LH	\$316	\$395	\$356	\$377	\$349	\$549	\$849	N/A
28MM	90	M16X2.0-LH	\$316	\$395	\$356	\$377	\$349	\$549	\$849	N/A
28MM	8.5	M16X2.-LH	\$316	\$395	\$356	\$377	\$349	\$549	\$849	N/A
x 32MM	90	M18X2.5-LH	\$316	\$395	\$356	\$390	\$361	\$561	\$861	N/A
x 32MM	60	M18X2.5-LH	\$316	\$395	\$356	\$390	\$361	\$561	\$861	N/A
x 32MM	60	M18X2.5-LH	\$316	\$395	\$356	\$390	\$361	\$561	\$861	N/A
35MM	13	.750-10 TPI-LH	\$316	\$395	\$356	\$390	\$361	\$561	\$861	N/A
35MM	60	M18X2.5-LH	\$316	\$395	\$356	\$445	\$412	\$612	\$912	N/A
36MM	60	M18X2.5-LH	\$316	\$395	\$356	\$448	\$415	\$615	\$915	N/A
36MM	60	M20X2.5-LH	\$316	\$395	\$356	\$448	\$415	\$615	\$915	N/A
36MM	90	M20X2.5-LH	\$316	\$395	\$356	\$448	\$415	\$615	\$915	N/A
36MM	90	.750-10 TPI-LH	\$316	\$395	\$356	\$448	\$415	\$615	\$915	N/A
40MM	60	M20X2.5 LH	\$316	\$395	\$356	\$482	\$446	\$646	\$946	\$993
40MM	60	M20X2.5-LH	\$316	\$395	\$356	\$482	\$446	\$646	\$946	\$993
40MM	90	M20X2.5-LH	\$316	\$395	\$356	\$482	\$446	\$646	\$946	\$993
42MM	60	M22X2.5-LH	\$316	\$395	\$356	\$507	\$469	\$669	\$969	\$1,017
44MM	90	M24X3.0-LH	\$316	\$395	\$356	\$539	\$499	\$699	\$999	\$1,049
45MM	60	M22X2.5-LH	\$330	\$413	\$371	\$546	\$505	\$705	\$1,005	\$1,055
48MM	90	M24X3.0-LH	\$352	\$440	\$396	\$555	\$514	\$714	\$1,014	\$1,065
48MM	90	M24X3.0-LH	\$352	\$440	\$396	\$555	\$514	\$714	\$1,014	\$1,065
48MM	60	M24X3.0-LH	\$352	\$440	\$396	\$555	\$514	\$714	\$1,014	\$1,065
50MM	60	M24X3.0-LH	\$352	\$440	\$396	\$559	\$518	\$718	\$1,018	\$1,069
55MM	60	M27X3.0-LH	\$425	\$531	\$479	\$643	\$596	\$796	\$1,096	\$1,151
56MM	20	M30X3.5-LH	\$439	\$549	\$493	\$653	\$604	\$804	\$1,104	\$1,159
56MM	60	M30X3.5-LH	\$439	\$549	\$493	\$653	\$604	\$804	\$1,104	\$1,159
60MM	60	M27X3.0-LH	\$495	\$619	\$557	\$674	\$624	\$824	\$1,124	\$1,180
64MM	25	M36X4.0-LH	\$505	\$631	\$569	\$690	\$639	\$839	\$1,139	\$1,196
64MM	90	M36X4.0-LH	\$505	\$631	\$569	\$690	\$639	\$839	\$1,139	\$1,196
64MM	60	M36X4.0-LH	\$505	\$631	\$569	\$690	\$639	\$839	\$1,139	\$1,196
65MM	60	M30X3.5-LH	\$516	\$645	\$581	\$700	\$648	\$874	\$1,213	\$1,274
70MM	60	M36X4.0-LH	\$586	\$732	\$670	\$855	\$768	\$996	\$1,338	\$1,405
70MM	22	M36X4.0-LH	\$586	\$732	\$670	\$855	\$768	\$996	\$1,338	\$1,405
80MM	60	M42X4.5-LH	\$741	\$926	\$833	\$1,030	\$953	\$1,185	\$1,533	\$1,610
90MM	60	M48X5.0-LH	\$793	\$992	\$893	\$1,158	\$1,072	\$1,344	\$1,752	\$1,840
90MM	20	M48X5.0-LH	\$793	\$992	\$893	\$1,158	\$1,072	\$1,344	\$1,752	\$1,840

CINCINNATI (Continued on Next Page)

© 2009 MOLDERS CHOICE, Inc.



24 Hour Service - 7 Days a week
1-800-809-4623

WebSite: www.molderschoice.com • Email: modlers@molderschoice.com

SCREW TIPS

X=REQUIRES THREAD ADAPTER

CINCINNATI										
RING DIA.	NOSE ANGLE	SCREW THREAD	3-PC FREE FLOW 3T	3-PC CPM9V 3W	BALL CHECK 3B	LOCKING CHECK RING 3L	4-PC 4A	4-PC FS CARBIDE 4AA	4-PC FS/CR CARBIDE 4AAA	4-PC CERAMIC 4C
100MM	60	M52X5.0-LH	\$978	\$1,223	\$1,101	\$1,277	\$1,182	\$1,462	\$1,882	\$1,976
110MM	60	M56X5.5-LH	\$1,096	QUOTE	QUOTE	\$1,590	\$1,472	\$1,760	\$2,192	\$2,302
110MM	60	M56X5.5-LH	\$1,096	QUOTE	QUOTE	\$1,590	\$1,472	\$1,760	\$2,192	\$2,302
125MM	60	M64X6.0-LH	\$1,245	QUOTE	QUOTE	\$1,865	\$1,727	\$2,027	\$2,477	\$2,601
140MM	60	M72X6.0-LH	\$1,400	QUOTE	QUOTE	\$2,198	\$2,035	\$2,347	\$2,815	\$2,956
160MM	60	M80X6.0-LH	\$1,752	QUOTE	QUOTE	QUOTE	QUOTE	QUOTE	QUOTE	QUOTE
180MM	60	M90X6.0-LH	\$2,021	QUOTE	QUOTE	QUOTE	QUOTE	QUOTE	QUOTE	QUOTE
200MM	60	M100X6.0-LH	QUOTE	QUOTE	QUOTE	QUOTE	QUOTE	QUOTE	QUOTE	QUOTE
1"	90	.438-20 TPI-LH	\$316	\$395	\$356	\$377	\$349	\$549	\$849	N/A
1.188"	90	.500-13 TPI-LH	\$316	\$395	\$356	\$377	\$349	\$549	\$849	N/A
1.313"	90	.625-11 TPI-LH	\$316	\$395	\$356	\$401	\$371	\$571	\$871	N/A
1.313"	120	.625-11 TPI-LH	\$316	\$395	\$356	\$401	\$371	\$571	\$871	N/A
1.625"	120	.750-10 TPI-LH	\$316	\$395	\$356	\$496	\$459	\$659	\$959	N/A
1.625"	90	.750-10 TPI-LH	\$316	\$395	\$356	\$496	\$459	\$659	\$959	\$1,007
1.875"	90	.750-10 TPI-LH	\$352	\$440	\$396	\$614	\$568	\$768	\$1,068	\$1,121
2"	120	1.000-8 TPI-LH	\$352	\$440	\$396	\$614	\$568	\$768	\$1,068	\$1,121
2"	90	1.000-8 TPI-LH	\$352	\$440	\$396	\$614	\$568	\$768	\$1,068	\$1,121
2.25"	90	1.000-8 TPI-LH	\$426	\$532	\$480	\$663	\$614	\$814	\$1,114	\$1,170
2.5"	120	1.250-12 TPI-LH	\$508	\$635	\$571	\$686	\$635	\$835	\$1,135	\$1,192
2.5"	90	1.250-7 TPI-LH	\$508	\$635	\$571	\$686	\$635	\$835	\$1,135	\$1,192
2.75"	120	1.250-12 TPI-LH	\$548	\$685	\$616	\$757	\$701	\$929	\$1,270	\$1,334
2.75"	90	1.250-7 TPI-LH	\$548	\$685	\$616	\$757	\$701	\$929	\$1,270	\$1,334
3.25"	120	1.500-12 TPI-LH	\$595	\$744	\$670	\$1,075	\$995	\$1,228	\$1,577	\$1,656
3.25"	90	1.500-6 TPI-LH	\$595	\$744	\$670	\$1,075	\$995	\$1,228	\$1,577	\$1,656
3.5"	90	1.500-6 TPI-LH	\$637	\$796	\$717	\$1,115	\$1,032	\$1,361	\$1,620	\$1,701
3.5"	120	1.500-12 TPI-LH	\$637	\$796	\$717	\$1,115	\$1,032	\$1,361	\$1,620	\$1,701
3.5"	20	1.500-6 TPI-LH	\$637	\$796	\$717	\$1,115	\$1,032	\$1,361	\$1,620	\$1,701
3.75"	60	1.875-8 TPI-LH	\$826	QUOTE	QUOTE	\$1,185	\$1,097	\$1,373	\$1,787	\$1,876
3.75"	120	1.875-8 TPI-LH	\$826	QUOTE	QUOTE	\$1,185	\$1,097	\$1,373	\$1,787	\$1,876
4"	90	1.750-6 TPI-LH	\$885	QUOTE	QUOTE	\$1,277	\$1,182	\$1,462	\$1,977	\$2,076
4.5"	90	2.000-6 TPI-LH	\$987	QUOTE	QUOTE	\$1,652	\$1,530	\$1,821	\$2,258	\$2,371
4.5"	120	2.000-12 TPI-LH	\$987	QUOTE	QUOTE	\$1,652	\$1,530	\$1,821	\$2,258	\$2,371
4.5"	20	2.000-6 TPI-LH	\$987	QUOTE	QUOTE	\$1,652	\$1,530	\$1,821	\$2,258	\$2,371
5.25"	120	2.250-12 TPI-LH	\$1,309	QUOTE	QUOTE	\$2,060	\$1,907	\$2,213	\$2,673	\$2,807
5.25"	90	2.250-6 TPI-LH	\$1,309	QUOTE	QUOTE	\$2,060	\$1,907	\$2,213	\$2,673	\$2,807
6"	120	2.500-12 TPI-LH	\$1,586	QUOTE	QUOTE	\$2,668	\$2,471	\$2,793	\$3,275	\$3,439
6"	90	2.500-6 TPI-LH	\$1,586	QUOTE	QUOTE	\$2,668	\$2,471	\$2,793	\$3,275	\$3,439
8"	120	3.500-12 TPI-LH	QUOTE	QUOTE	QUOTE	QUOTE	QUOTE	QUOTE	QUOTE	QUOTE
8"	90	3.500-6 TPI-LH	QUOTE	QUOTE	QUOTE	QUOTE	QUOTE	QUOTE	QUOTE	QUOTE
8"	120	3.500-12 TPI-LH	QUOTE	QUOTE	QUOTE	QUOTE	QUOTE	QUOTE	QUOTE	QUOTE

CLF

RING DIA.	NOSE ANGLE	SCREW THREAD	3-PC FREE FLOW 3T	3-PC CPM9V 3W	BALL CHECK 3B	LOCKING CHECK RING 3L	4-PC 4A	4-PC FS CARBIDE 4AA	4-PC FS/CR CARBIDE 4AAA	4-PC CERAMIC 4C
45MM	31	.866-12 TPI-LH	\$337	\$422	\$380	\$546	\$505	\$705	\$1,005	\$1,055
45MM	22	.875-9 TPI-LH	\$337	\$422	\$380	\$546	\$505	\$705	\$1,005	\$1,055
50MM	34	1.062-10 TPI-LH	\$352	\$440	\$396	\$559	\$518	\$718	\$1,018	\$1,069

CLF (Continued on Next Page)

© 2009 MOLDERS CHOICE, Inc.



24 Hour Service - 7 Days a week
1-800-809-4623
 WebSite: www.molderschoice.com • Email: molders@molderschoice.com

SCREW TIPS

X=REQUIRES THREAD ADAPTER

CLF										
RING DIA.	NOSE ANGLE	SCREW THREAD	3-PC FREE FLOW 3T	3-PC CPM9V 3W	BALL CHECK 3B	LOCKING CHECK RING 3L	4-PC 4A	4-PC FS CARBIDE 4AA	4-PC FS/CR CARBIDE 4AAA	4-PC CERAMIC 4C
50MM	35	M27X10-LH	\$352	\$440	\$396	\$559	\$518	\$718	\$1,018	\$1,069
65MM	28.75	M34X2.5-LH	\$570	\$714	\$642	\$700	\$648	\$874	\$1,213	\$1,273
75MM	36	.750-10 TPI-LH	\$661	\$827	\$744	\$822	\$761	\$991	\$1,336	\$1,403
90MM	40	2.000-6 TPI-LH	\$780	\$975	\$877	\$1,158	\$1,072	\$1,308	\$1,662	\$1,745
105MM	40	M49X8 TPI-LH	\$978	QUOTE	QUOTE	\$1,525	\$1,412	\$1,696	\$2,122	\$2,228
120MM	45	2.677-6 TPI-LH	\$1,245	QUOTE	QUOTE	\$1,746	\$1,617	\$1,913	\$2,357	\$2,475
120MM	45	M68X6.0-LH	\$1,245	QUOTE	QUOTE	\$1,746	\$1,617	\$1,913	\$2,357	\$2,475
DEMAG										
RING DIA.	NOSE ANGLE	SCREW THREAD	3-PC FREE FLOW 3T	3-PC CPM9V 3W	BALL CHECK 3B	LOCKING CHECK RING 3L	4-PC 4A	4-PC FS CARBIDE 4AA	4-PC FS/CR CARBIDE 4AAA	4-PC CERAMIC 4C
18MM	22	M8X1.25-LH	\$316	\$395	\$356	N/A	N/A	N/A	N/A	N/A
18MM	60	M10X1.5-LH	\$316	\$395	\$356	N/A	N/A	N/A	N/A	N/A
22MM	60	M10X1.5-LH	\$316	\$395	\$356	\$377	\$349	\$549	\$849	N/A
25MM	22	M10X1.5-LH	\$316	\$395	\$356	\$377	\$349	\$549	\$849	N/A
25MM	60	M10X1.5-LH	\$316	\$395	\$356	\$377	\$349	\$549	\$849	N/A
28MM	22	M12X1.75-LH	\$316	\$395	\$356	\$377	\$349	\$549	\$849	N/A
30MM	60	M12X1.75-LH	\$316	\$395	\$356	\$377	\$349	\$549	\$849	N/A
32MM	22	M14X2.0-LH	\$316	\$395	\$356	\$390	\$361	\$561	\$861	N/A
35MM	60	M14X2.0-LH	\$316	\$395	\$356	\$390	\$361	\$561	\$861	N/A
38MM	22	M16X2.0-LH	\$316	\$395	\$356	\$458	\$424	\$624	\$924	\$970
40MM	60	M16X2.0-LH	\$337	\$422	\$380	\$546	\$505	\$705	\$1,005	\$1,055
45MM	22	TR20X3.0-LH	\$337	\$422	\$380	\$546	\$505	\$705	\$1,005	\$1,055
45MM	60	TR20X3.0-LH	\$337	\$422	\$380	\$546	\$505	\$705	\$1,005	\$1,055
50MM	60	TR22X3.0-LH	\$337	\$422	\$380	\$546	\$505	\$705	\$1,005	\$1,055
52MM	22	TR22X3.0-LH	\$426	\$557	\$592	\$621	\$575	\$775	\$1,075	\$1,129
52MM	60	TR22X3.0-LH	\$426	\$557	\$592	\$621	\$575	\$775	\$1,075	\$1,129
60MM	60	TR27X3.0-LH	\$495	\$619	\$557	\$674	\$624	\$824	\$1,124	\$1,180
60MM	22	TR27X3.0-LH	\$495	\$619	\$557	\$674	\$624	\$824	\$1,124	\$1,180
70MM	22	TR30X3.0-LH	\$585	\$732	\$658	\$794	\$735	\$963	\$1,305	\$1,370
70MM	60	TR30X3.0-LH	\$585	\$732	\$658	\$794	\$735	\$963	\$1,305	\$1,370
80MM	60	TR35X3.0-LH	\$657	\$822	\$739	\$1,064	\$986	\$1,219	\$1,568	\$1,646
82MM	22	TR35X3.0-LH	\$657	\$822	\$739	\$1,064	\$986	\$1,219	\$1,568	\$1,646
95MM	23	TR40X3.0-LH	\$780	\$975	\$877	\$1,158	\$1,072	\$1,348	\$1,762	\$1,850
95MM	60	TR40X3.0-LH	\$780	\$975	\$877	\$1,158	\$1,072	\$1,348	\$1,762	\$1,850
110MM	22	TR50X3.0-LH	\$1,209	QUOTE	QUOTE	\$1,590	\$1,472	\$1,760	\$2,192	\$2,302
110MM	30	M50X3.0-LH	\$1,209	QUOTE	QUOTE	\$1,590	\$1,472	\$1,760	\$2,192	\$2,302
120MM	22	TR60X3.0-LH	\$1,282	QUOTE	QUOTE	\$1,746	\$1,617	\$1,913	\$2,357	\$2,475
145MM	22	TR65X4.0-LH	\$1,671	QUOTE	QUOTE	\$2,316	\$2,144	\$2,460	\$2,934	\$3,081
EGAN										
RING DIA.	NOSE ANGLE	SCREW THREAD	3-PC FREE FLOW 3T	3-PC CPM9V 3W	BALL CHECK 3B	LOCKING CHECK RING 3L	4-PC 4A	4-PC FS CARBIDE 4AA	4-PC FS/CR CARBIDE 4AAA	4-PC CERAMIC 4C
1.25"		.625-11 TPI-LH	\$316	\$395	\$356	\$400	\$371	\$571	\$871	\$915
1.375"		.625-11 TPI-LH	\$316	\$395	\$356	\$400	\$371	\$571	\$871	\$915
1.5"	90	.625-11 TPI-LH	\$316	\$395	\$356	\$458	\$424	\$624	\$924	\$970
1.625"	90	.750-10 TPI-LH	\$316	\$395	\$356	\$496	\$459	\$659	\$959	\$1,007

EGAN (Continued on Next Page)

©2009 MOLDERS CHOICE, Inc.



24 Hour Service - 7 Days a week

1-800-809-4623

WebSite: www.molderschoice.com • Email: molders@molderschoice.com

SCREW TIPS

EGAN										
RING DIA.	NOSE ANGLE	SCREW THREAD	3-PC FREE FLOW 3T	3-PC CPM9V 3W	BALL CHECK 3B	LOCKING CHECK RING 3L	4-PC 4A	4-PC FS CARBIDE 4AA	4-PC FS/CR CARBIDE 4AAA	4-PC CERAMIC 4C
1.75"	90	.750-10 TPI-LH	\$337	\$422	\$380	\$546	\$505	\$705	\$1,005	\$1,055
2"	90	.875-09 TPI-LH	\$351	\$439	\$395	\$614	\$568	\$768	\$1,068	\$1,121
3.5"	90	1.750-6 TPI-LH	\$688	\$860	\$744	\$1,115	\$1,032	\$1,267	\$1,620	\$1,701
4"	90	2.000-6 TPI-LH	\$773	QUOTE	QUOTE	\$1,307	\$1,211	\$1,492	\$1,913	\$2,009
4.5"	90	2.250-6 TPI-LH	\$989	QUOTE	QUOTE	\$1,652	\$1,530	\$1,821	\$2,258	\$2,371
5.25"	90	2.750-6 TPI-LH	\$1,490	QUOTE	QUOTE	\$1,985	\$1,838	\$2,144	\$2,604	\$2,734
6"	90	3.0000-6 TPI-LH	\$1,515	QUOTE	QUOTE	\$2,668	\$2,471	\$2,793	\$3,275	\$3,439
ENGEL										
RING DIA.	NOSE ANGLE	SCREW THREAD	3-PC FREE FLOW 3T	3-PC CPM9V 3W	BALL CHECK 3B	LOCKING CHECK RING 3L	4-PC 4A	4-PC FS CARBIDE 4AA	4-PC FS/CR CARBIDE 4AAA	4-PC CERAMIC 4C
18MM	60	M10X1.5-RH	\$316	\$395	N/A	N/A	N/A	N/A	N/A	N/A
18MM	60	M8X1.25-RH	\$316	\$395	N/A	N/A	N/A	N/A	N/A	N/A
22MM	60	M12X1.75-RH	\$316	\$395	\$356	\$377	N/A	N/A	N/A	N/A
22MM	60	M12X1.75-RH	\$316	\$395	\$356	\$377	N/A	N/A	N/A	N/A
25MM	30	M12X1.75-RH	\$316	\$395	\$356	\$377	\$349	\$549	\$849	N/A
25MM	60	M12X1.75-RH	\$316	\$395	\$356	\$377	\$349	\$549	\$849	N/A
30MM	60	M12X1.75-RH	\$316	\$395	\$356	\$377	\$349	\$549	\$849	N/A
30MM	30	M12X1.75-RH	\$316	\$395	\$356	\$377	\$349	\$549	\$849	N/A
35MM	60	M16X2.0-RH	\$316	\$395	\$356	\$445	\$412	\$612	\$912	N/A
35MM	60	M12X1.75-RH	\$316	\$395	\$356	\$445	\$412	\$612	\$912	N/A
40MM	60	M16X2.0-RH	\$316	\$395	\$356	\$482	\$446	\$646	\$946	\$993
45MM	60	M20X2.5-RH	\$337	\$422	\$379	\$546	\$505	\$705	\$1,005	\$1,055
50MM	60	M24X3.0-RH	\$352	\$440	\$396	\$559	\$518	\$718	\$1,018	\$1,069
55MM	60	M24X3.0-RH	\$426	\$533	\$480	\$643	\$596	\$796	\$1,096	\$1,151
60MM	30	M30X3.5-RH	\$486	\$608	\$547	\$674	\$624	\$824	\$1,124	\$1,180
60MM	60	M30X3.5-RH	\$486	\$608	\$547	\$674	\$624	\$824	\$1,124	\$1,180
70MM	60	M36X4.0-RH	\$586	\$732	\$660	\$794	\$735	\$963	\$1,305	\$1,370
80MM	60	M36X4.0-RH	\$742	\$927	\$835	\$1,030	\$954	\$1,186	\$1,534	\$1,611
80MM	60	M36X4.0-RH	\$742	\$927	\$835	\$1,030	\$954	\$1,186	\$1,534	\$1,611
80MM	45	M30X3.0-RH	\$742	\$927	\$835	\$1,030	\$954	\$1,186	\$1,534	\$1,611
85MM	60	M42X4.5-RH	\$780	\$975	\$877	\$1,158	\$1,072	\$1,344	\$1,752	\$1,840
85MM	60	M42X4.5-RH	\$780	\$975	\$877	\$1,158	\$1,072	\$1,344	\$1,752	\$1,840
85MM	38	M42X4.5-RH	\$780	\$975	\$877	\$1,158	\$1,072	\$1,344	\$1,752	\$1,840
90MM	60	M42X4.5-RH	\$780	\$975	\$877	\$1,158	\$1,072	\$1,344	\$1,752	\$1,840
90MM	60	M42X4.5-RH	\$780	\$975	\$877	\$1,158	\$1,072	\$1,344	\$1,752	\$1,840
90MM	60	M42X4.5-RH	\$780	\$975	\$877	\$1,158	\$1,072	\$1,344	\$1,752	\$1,840
90MM	45	M42X4.5-RH	\$780	\$975	\$877	\$1,158	\$1,072	\$1,344	\$1,752	\$1,840
95MM	60	M42X4.5-RH	\$826	QUOTE	QUOTE	\$1,185	\$1,097	\$1,373	\$1,787	\$1,876
105MM	60	M42X4.5-RH	\$1,057	QUOTE	QUOTE	\$1,525	\$1,412	\$1,696	\$2,122	\$2,228
105MM	60	M42X4.5-RH	\$1,057	QUOTE	QUOTE	\$1,525	\$1,412	\$1,696	\$2,122	\$2,228
120MM	60	M54X2.0-RH	\$1,245	QUOTE	QUOTE	\$1,746	\$1,617	\$1,913	\$2,357	\$2,475
135MM	60	M64X2.0-RH	\$1,752	QUOTE	QUOTE	\$2,087	\$1,932	\$2,240	\$2,702	\$2,837
150MM	60	M64X6.0-RH	QUOTE	QUOTE	QUOTE	\$2,362	\$2,249	\$2,569	\$3,049	\$3,201
160MM	60	M74X2.0-RH	QUOTE	QUOTE	QUOTE	QUOTE	QUOTE	QUOTE	QUOTE	QUOTE
170MM	60	M74X6.0-RH	QUOTE	QUOTE	QUOTE	QUOTE	QUOTE	QUOTE	QUOTE	QUOTE

© 2009 MOLDERS CHOICE, Inc.



24 Hour Service - 7 Days a week

1-800-809-4623

WebSite: www.molderschoice.com • Email: molders@molderschoice.com

SCREW TIPS

FARREL										
RING DIA.	NOSE ANGLE	SCREW THREAD	3-PC FREE FLOW 3T	3-PC CPM9V 3W	BALL CHECK 3B	LOCKING CHECK RING 3L	4-PC 4A	4-PC FS CARBIDE 4AA	4-PC FS/CR CARBIDE 4AAA	4-PC CERAMIC 4C
1.25"	45	.500-13 TPI-LH	\$316	\$395	\$356	\$390	\$361	\$561	\$861	N/A
1.625"	45	.750-10 TPI-LH	\$316	\$395	\$356	\$496	\$459	\$654	\$959	\$1,007
2"	45	1.000-8 TPI-LH	\$351	\$439	\$395	\$614	\$568	\$768	\$1,068	\$1,121
2.1"	46	1.000-8 TPI-LH	\$351	\$439	\$395	\$614	\$568	\$768	\$1,068	\$1,121
2.5"	45	1.250-7 TPI-LH	\$522	\$652	\$587	\$686	\$635	\$835	\$1,315	\$1,387
2.8"	45	1.375-8 TPI-LH	\$580	\$725	\$653	\$811	\$751	\$979	\$1,321	\$1,387
3"		M39X4.0-LH	QUOTE	QUOTE	QUOTE	QUOTE	QUOTE	QUOTE	QUOTE	QUOTE
3.25"	45	1.500-8 TPI-LH	\$657	\$822	\$739	\$1,075	\$995	\$1,228	\$1,577	\$1,656
3.6"	50	1.625-8 TPI-LH	\$772	\$964	\$868	\$1,169	\$1,083	\$1,357	\$1,853	\$1,946
4.25"	45	2.000-8 TPI-LH	\$998	QUOTE	QUOTE	\$1,562	\$1,446	\$1,732	\$2,160	\$2,268
4.25"	60	2.000-8 TPI-LH	\$998	QUOTE	QUOTE	\$1,562	\$1,446	\$1,732	\$2,160	\$2,268
4.75"	45	2.250-8 TPI-LH	\$1,133	QUOTE	QUOTE	\$1,761	\$1,631	\$1,927	\$2,371	\$2,490
5"		2.250-6 TPI-LH	QUOTE	QUOTE	QUOTE	QUOTE	QUOTE	QUOTE	QUOTE	QUOTE
5.25"	90	2.750-6 TPI-LH	QUOTE	QUOTE	QUOTE	QUOTE	QUOTE	QUOTE	QUOTE	QUOTE
5.25"	105	2.750-6 TPI-LH	QUOTE	QUOTE	QUOTE	QUOTE	QUOTE	QUOTE	QUOTE	QUOTE
6"		3.000-6 TPI-LH	QUOTE	QUOTE	QUOTE	QUOTE	QUOTE	QUOTE	QUOTE	QUOTE
6.375"	60	3.250-6 TPI-LH	QUOTE	QUOTE	QUOTE	QUOTE	QUOTE	QUOTE	QUOTE	QUOTE
FELLOWS										
RING DIA.	NOSE ANGLE	SCREW THREAD	3-PC FREE FLOW 3T	3-PC CPM9V 3W	BALL CHECK 3B	LOCKING CHECK RING 3L	4-PC 4A	4-PC FS CARBIDE 4AA	4-PC FS/CR CARBIDE 4AAA	4-PC CERAMIC 4C
1.75"	30	.625-11 TPI-LH	\$337	\$421	\$380	\$546	\$505	\$705	\$1,005	\$1,055
2"	90	.875-9 TPI-LH	\$351	\$439	\$395	\$614	\$568	\$768	\$1,068	\$1,121
2.5"	30	1.125-7 TPI-LH	\$426	\$533	\$479	\$686	\$635	\$835	\$1,135	\$1,192
3.5"	30	1.750-8 TPI-LH	\$688	\$860	\$744	\$1,115	\$1,032	\$1,267	\$1,620	\$1,701
MILICRON										
RING DIA.	NOSE ANGLE	SCREW THREAD	3-PC FREE FLOW 3T	3-PC CPM9V 3W	BALL CHECK 3B	LOCKING CHECK RING 3L	4-PC 4A	4-PC FS CARBIDE 4AA	4-PC FS/CR CARBIDE 4AAA	4-PC CERAMIC 4C
18MM		M10X1.0-LH	\$316	\$395	N/A	N/A	N/A	N/A	N/A	N/A
25MM	60	M12X1.0-LH	\$316	\$395	\$356	\$377	\$349	\$549	\$849	N/A
30MM	60	M16X1.5-LH	\$316	\$395	\$355	\$377	\$349	\$549	\$849	N/A
30MM	60	M16X1.5-LH	\$316	\$395	\$355	\$377	\$349	\$549	\$849	N/A
35MM		M16X1.5-LH	\$316	\$395	\$355	\$377	\$349	\$549	\$849	N/A
40MM	60	M20X1.5-LH	\$316	\$395	\$356	\$482	\$446	\$646	\$946	\$993
50MM		M24X1.5-LH	\$352	\$446	\$396	\$559	\$518	\$718	\$1,019	\$1,069
FORTUNE										
RING DIA.	NOSE ANGLE	SCREW THREAD	3-PC FREE FLOW 3T	3-PC CPM9V 3W	BALL CHECK 3B	LOCKING CHECK RING 3L	4-PC 4A	4-PC FS CARBIDE 4AA	4-PC FS/CR CARBIDE 4AAA	4-PC CERAMIC 4C
40MM			QUOTE	QUOTE	QUOTE	QUOTE	QUOTE	QUOTE	QUOTE	QUOTE
55MM	30	M27X3.0-LH	QUOTE	QUOTE	QUOTE	QUOTE	QUOTE	QUOTE	QUOTE	QUOTE
90MM	30	M45X4.5-LH								

© 2009 MOLDERS CHOICE, Inc.



24 Hour Service - 7 Days a week

1-800-809-4623

 WebSite: www.molderschoice.com • Email: molders@molderschoice.com

SCREW TIPS

GLUCO										
RING DIA.	NOSE ANGLE	SCREW THREAD	3-PC FREE FLOW 3T	3-PC CPM9V 3W	BALL CHECK 3B	LOCKING CHECK RING 3L	4-PC 4A	4-PC FS CARBIDE 4AA	4-PC FS/CR CARBIDE 4AAA	4-PC CERAMIC 4C
1"	30	.500-13 TPI-LH	\$316	\$395	\$356	\$377	\$349	\$549	\$849	N/A
1.25"	30	.625-18 TPI-LH	\$316	\$395	\$356	\$390	\$361	\$561	\$861	N/A
FAMA										
RING DIA.	NOSE ANGLE	SCREW THREAD	3-PC FREE FLOW 3T	3-PC CPM9V 3W	BALL CHECK 3B	LOCKING CHECK RING 3L	4-PC 4A	4-PC FS CARBIDE 4AA	4-PC FS/CR CARBIDE 4AAA	4-PC CERAMIC 4C
18MM	60	M8X1.25LH	\$316	\$395	\$356	\$445	\$413	\$613	\$913	N/A
GOLDSTAR										
RING DIA.	NOSE ANGLE	SCREW THREAD	3-PC FREE FLOW 3T	3-PC CPM9V 3W	BALL CHECK 3B	LOCKING CHECK RING 3L	4-PC 4A	4-PC FS CARBIDE 4AA	4-PC FS/CR CARBIDE 4AAA	4-PC CERAMIC 4C
36MM	30	M22X2.0-LH	\$316	\$395	\$356	\$445	\$413	\$613	\$913	N/A
45MM	30	M26X1.5-LH	\$337	\$421	\$380	\$546	\$505	\$705	\$1,005	\$1,055
50MM	30	M28X2.0-LH	\$352	\$446	\$396	\$559	\$518	\$718	\$1,018	\$1,069
55MM	30	M28X2.0-LH	\$426	\$533	\$480	\$643	\$596	\$796	\$1,097	\$1,151
60MM	30	M28X2.0-LH	\$509	\$637	\$573	\$674	\$624	\$824	\$1,124	\$1,180
65MM	32	M28X2.0-LH	\$552	\$653	\$587	\$700	\$648	\$874	\$1,213	\$1,274
75MM	30	M40X2.0-LH	\$611	\$764	\$687	\$822	\$761	\$991	\$1,336	\$1,403
80MM	30	M42X3.0-LH	\$651	\$822	\$739	\$1,064	\$980	\$1,219	\$1,568	\$1,646
85MM	35	M42X3.0-LH	\$745	\$991	\$891	\$1,091	\$1,010	\$1,244	\$1,595	\$1,675
90MM	30	M50X3.0-LH	\$826	\$1,023	\$929	\$1,158	\$1,072	\$1,344	\$1,752	\$1,840
100MM	30	M55X3.0-LH	\$1,031	QUOTE	QUOTE	\$1,277	\$1,182	\$1,462	\$1,882	\$1,976
100MM	31	M52X3.0-LH	\$1,031	QUOTE	QUOTE	\$1,277	\$1,182	\$1,462	\$1,882	\$1,976
105MM	30	M55X3.0-LH	\$1,057	QUOTE	QUOTE	\$1,525	\$1,412	\$1,696	\$2,122	\$2,222
115MM	40	M62X3.0-LH	QUOTE	QUOTE	QUOTE	QUOTE	QUOTE	QUOTE	QUOTE	QUOTE
115MM	40	M62X3.0-LH	QUOTE	QUOTE	QUOTE	QUOTE	QUOTE	QUOTE	QUOTE	QUOTE
HPM										
RING DIA.	NOSE ANGLE	SCREW THREAD	3-PC FREE FLOW 3T	3-PC CPM9V 3W	BALL CHECK 3B	LOCKING CHECK RING 3L	4-PC 4A	4-PC FS CARBIDE 4AA	4-PC FS/CR CARBIDE 4AAA	4-PC CERAMIC 4C
1.1875"	60	.500-20 LH	\$316	\$395	\$356	\$400	\$371	\$571	\$871	N/A
1.375"	60	.5625-18 LH	\$316	\$395	\$356	\$400	\$371	\$571	\$871	N/A
1.375"	60	.625-11 TPI-LH	\$316	\$395	\$356	\$400	\$371	\$571	\$871	N/A
1.5"	60	.625-11 TPI-LH	\$316	\$395	\$356	\$458	\$424	\$624	\$924	\$970
1.625"	60	.750-16 TPI-LH	\$316	\$395	\$356	\$496	\$459	\$659	\$959	\$1,007
1.750"	60	.750-10 TPI-LH	\$337	\$422	\$380	\$546	\$505	\$705	\$1,005	\$1,055
2"	60	.875-9 TPI-LH	\$351	\$439	\$394	\$614	\$568	\$768	\$1,068	\$1,121
2.125"	60	1.000-8 TPI-LH	\$366	\$461	\$415	\$645	\$596	\$807	\$1,089	\$1,145
2.25"	60	1.000-8 TPI-LH	\$391	\$489	\$440	\$663	\$614	\$814	\$1,114	\$1,175
2.3125"	60	1.000-8 TPI-LH	\$391	\$489	\$440	\$663	\$614	\$814	\$1,114	\$1,175
2.5"	60	1.125-7 TPI-LH	\$426	\$533	\$479	\$686	\$635	\$835	\$1,135	\$1,192
2.625"	60	1.250-8 TPI-LH	\$516	\$645	\$581	\$716	\$663	\$889	\$1,229	\$1,290
2.75"			\$516	\$645	\$581	\$716	\$663	\$889	\$1,229	\$1,290
3"	60	1.625-6 TPI-LH	\$548	\$685	\$616	\$830	\$768	\$998	\$1,344	\$1,411
3"	30	1.625-06 TPI-LH	\$548	\$685	\$616	\$830	\$768	\$998	\$1,344	\$1,411
3.25"	60	1.625-6 TPI-LH	\$640	\$825	\$732	\$1,075	\$995	\$1,228	\$1,577	\$1,656
3.25"	40	1.750-6 TPI-LH	\$640	\$825	\$732	\$1,075	\$995	\$1,228	\$1,577	\$1,656

HPM (Continued on Next Page)

© 2009 MOLDERS CHOICE, Inc.



24 Hour Service - 7 Days a week
1-800-809-4623
 WebSite: www.molderschoice.com • Email: molders@molderschoice.com

SCREW TIPS

HPM										
RING DIA.	NOSE ANGLE	SCREW THREAD	3-PC FREE FLOW 3T	3-PC CPM9V 3W	BALL CHECK 3B	LOCKING CHECK RING 3L	4-PC 4A	4-PC FS CARBIDE 4AA	4-PC FS/CR CARBIDE 4AAA	4-PC CERAMIC 4C
3.5"	30	1.750-6 TPI-LH	\$688	\$860	\$744	\$1,115	\$1,032	\$1,267	\$1,620	\$1,701
3.5"	60	1.750-6 TPI-LH	\$688	\$860	\$744	\$1,115	\$1,032	\$1,267	\$1,620	\$1,701
4"	60	2.000-6 TPI-LH	\$773	QUOTE	QUOTE	\$1,307	\$1,211	\$1,281	\$1,913	\$2,009
4"	60	2.250-8 TPI-LH	\$773	QUOTE	QUOTE	\$1,307	\$1,211	\$1,281	\$1,913	\$2,009
4.5"	60	2.250-6 TPI-LH	\$989	QUOTE	QUOTE	QUOTE	QUOTE	QUOTE	QUOTE	QUOTE
4.75"		2.500-6 TPI-LH	QUOTE	QUOTE	QUOTE	QUOTE	QUOTE	QUOTE	QUOTE	QUOTE
5"	90	2.250-6 TPI-LH	QUOTE	QUOTE	QUOTE	\$1,912	\$1,770	\$2,072	\$2,524	\$2,650
5"	45	2.250-6 TPI-LH	QUOTE	QUOTE	QUOTE	\$1,912	\$1,770	\$2,072	\$2,524	\$2,650
5"	60	2.250-6 TPI-LH	QUOTE	QUOTE	QUOTE	\$1,912	\$1,770	\$2,072	\$2,524	\$2,650
5.25"	60	2.750-6 TPI-LH	QUOTE	QUOTE	QUOTE	\$2,060	\$1,907	\$2,213	\$2,673	\$2,807
6"	60	3.000-6 TPI-LH	QUOTE	QUOTE	QUOTE	\$2,668	\$2,471	\$2,793	\$3,275	\$3,439
6"	20	3.000-6 TPI-LH	QUOTE	QUOTE	QUOTE	\$2,668	\$2,471	\$2,793	\$3,275	\$3,439
7"		3.500-6 TPI-LH	QUOTE	QUOTE	QUOTE	QUOTE	QUOTE	QUOTE	QUOTE	QUOTE
8"	60	4.000-6 TPI-LH	QUOTE	QUOTE	QUOTE	QUOTE	QUOTE	QUOTE	QUOTE	QUOTE
22MM	60	M10X1.5-LH	\$316	\$394	\$354	\$377	\$349	N/A	N/A	N/A
30MM		M14X2.0-LH	\$316	\$394	\$354	\$377	\$349	\$549	\$849	N/A
35MM		M18X2.5-LH	\$316	\$394	\$354	\$377	\$349	\$549	\$849	N/A
36MM		M16X1.5-LH	\$316	\$394	\$354	\$377	\$349	\$549	\$849	N/A
40MM		M20X2.5-LH	\$328	\$411	\$370	\$507	\$469	\$669	\$969	\$1,017
42MM	60	M20X2.5-LH	\$328	\$411	\$370	\$507	\$469	\$669	\$969	\$1,017
45MM		M20X2.5-LH	\$337	\$421	\$380	\$546	\$505	\$705	\$1,005	\$1,055
50MM	60	M24X3.0-LH	\$352	\$439	\$395	\$559	\$518	\$718	\$1,018	\$1,069
50MM	60	M20X2.0-LH	\$352	\$439	\$395	\$559	\$518	\$718	\$1,018	\$1,069
55MM	50	M27X3.0-LH	\$426	\$531	\$479	\$643	\$596	\$796	\$1,096	\$1,151
60MM	60	M30X2.0-LH	\$531	\$663	\$597	\$674	\$624	\$824	\$1,124	\$1,180
65MM		M30X3.5-LH	\$550	\$685	\$610	\$685	\$675	\$875	\$1,175	\$1,280
70MM	60	M36X2.0-LH	\$584	\$730	\$657	\$794	\$735	\$963	\$1,305	\$1,370
70MM	22	M36X4.0-LH	\$584	\$730	\$657	\$794	\$735	\$963	\$1,305	\$1,370
80MM	30	M42X4.5-LH	\$772	\$965	\$868	\$1,030	\$954	\$1,186	\$1,534	\$1,611
85MM	60	M48X5.0-LH	\$772	\$965	\$868	\$1,091	\$1,010	\$1,244	\$1,595	\$1,675
85MM	60	M45X4.5-LH	\$772	\$965	\$868	\$1,091	\$1,010	\$1,244	\$1,595	\$1,675
85MM	22	M45X4.5-LH	\$772	\$965	\$868	\$1,091	\$1,010	\$1,244	\$1,595	\$1,675
90MM		M48X5.0-LH	\$780	\$975	\$877	\$1,158	\$1,072	\$1,344	\$1,752	\$1,840
100MM	60	M60X5.5-LH	\$978	\$1,223	\$1,101	\$1,277	\$1,182	\$1,462	\$1,882	\$1,976
100MM	60	M52X5.0-LH	\$978	\$1,223	\$1,101	\$1,277	\$1,182	\$1,462	\$1,882	\$1,976
110MM		M64X4.0-LH	\$1,096	QUOTE	QUOTE	\$1,590	\$1,472	\$1,760	\$2,192	\$2,302
HAITIAN										
RING DIA.	NOSE ANGLE	SCREW THREAD	3-PC FREE FLOW 3T	3-PC CPM9V 3W	BALL CHECK 3B	LOCKING CHECK RING 3L	4-PC 4A	4-PC FS CARBIDE 4AA	4-PC FS/CR CARBIDE 4AAA	4-PC CERAMIC 4C
26MM	23	M12X1.75-LH	\$316	\$395	\$356	\$377	\$349	\$549	\$849	N/A
30MM	23	M12X1.75-LH	\$316	\$395	\$356	\$377	\$349	\$549	\$849	N/A
32MM	23	M16X2-LH	\$316	\$395	\$356	\$377	\$349	N/A	N/A	N/A
36MM	30	M16X2-LH	\$316	\$394	\$354	\$448	\$415	\$615	\$915	N/A

HPM (Continued on Next Page)

© 2009 MOLDERS CHOICE, Inc.



24 Hour Service - 7 Days a week

1-800-809-4623

WebSite: www.molderschoice.com • Email: molders@molderschoice.com

SCREW TIPS

X=REQUIRES THREAD ADAPTER

HAITIAN										
RING DIA.	NOSE ANGLE	SCREW THREAD	3-PC FREE FLOW 3T	3-PC CPM9V 3W	BALL CHECK 3B	LOCKING CHECK RING 3L	4-PC 4A	4-PC FS CARBIDE 4AA	4-PC FS/CR CARBIDE 4AAA	4-PC CERAMIC 4C
40MM	30	M20X2.5-LH	\$316	\$395	\$354	\$458	\$424	\$624	\$924	\$970
45MM	30	M20X2.5-LH	\$337	\$421	\$380	\$546	\$506	\$706	\$1,006	\$1,057
50MM	30	M24X3.0-LH	\$352	\$439	\$395	\$559	\$518	\$718	\$1,018	\$1,069
55MM	30	M24X3.0-LH	\$426	\$533	\$480	\$643	\$596	\$796	\$1,096	\$1,151
60MM	60	M27X3.0-LH	\$531	\$663	\$597	\$674	\$624	\$824	\$1,124	\$1,180
65MM	60	M30X3.5-LH	\$552	\$653	\$587	\$700	\$648	\$874	\$1,213	\$1,274
70MM	60	M36X3.5-LH	\$584	\$730	\$657	\$794	\$735	\$963	\$1,305	\$1,370
75MM	60	M36X3.5-LH	\$611	\$764	\$687	\$822	\$761	\$991	\$1,336	\$1,403
80MM	60	M38X4-LH	\$772	\$965	\$868	\$1,030	\$954	\$1,186	\$1,534	\$1,611
90MM	60	M48X4 TPI-LH	\$826	\$1,033	\$929	\$1,158	\$1,072	\$1,344	\$1,752	\$1,840
100MM	60	M55X4 TPI-LH	\$977	QUOTE	QUOTE	\$1,277	\$1,182	\$1,462	\$1,882	\$1,976
110MM	60	M60X4 TPI-LH	\$1,031	QUOTE	QUOTE	\$1,277	\$1,182	\$1,462	\$1,882	\$1,976
HUSKY										
RING DIA.	NOSE ANGLE	SCREW THREAD	3-PC FREE FLOW 3T	3-PC CPM9V 3W	BALL CHECK 3B	LOCKING CHECK RING 3L	4-PC 4A	4-PC FS CARBIDE 4AA	4-PC FS/CR CARBIDE 4AAA	4-PC CERAMIC 4C
2"	60	1.000-8 TPI-RH	\$412	\$516	\$464	\$559	\$518	\$718	\$1,018	\$1,069
2.25"	120	1.000-8 TPI-RH	\$525	\$656	\$591	\$663	\$614	\$814	\$1,114	\$1,170
35MM		M18X2.5-LH	\$315	\$394	\$355	QUOTE	QUOTE	QUOTE	QUOTE	N/A
42MM	60	M20X2.5-LH	\$328	\$411	\$370	\$507	\$469	\$669	\$969	\$1,017
50MM	60	M26X3.0-LH	\$352	\$439	\$395	\$559	\$518	\$718	\$1,018	\$1,069
50MM	60	M24x3.0-LH	\$352	\$439	\$395	\$559	\$518	\$718	\$1,018	\$1,069
50MM	60	M20X2.0-LH	\$352	\$439	\$395	\$559	\$518	\$718	\$1,018	\$1,069
55MM		M30X2.0-LH	\$428	\$536	\$481	QUOTE	QUOTE	QUOTE	QUOTE	QUOTE
60MM	60	M30X3.5-LH	\$531	\$663	\$597	\$674	\$624	\$824	\$1,124	\$1,180
70MM	60	M36X2.0-LH	\$584	\$730	\$657	\$794	\$735	\$963	\$1,305	\$1,370
70MM	22	M36X4.0-LH	\$584	\$730	\$657	\$794	\$735	\$963	\$1,305	\$1,370
70MM	50	M36X4.0-LH	\$584	\$730	\$657	\$794	\$735	\$963	\$1,305	\$1,370
80MM	30	M42X4.5-LH	\$772	\$965	\$868	\$1,030	\$954	\$1,186	\$1,534	\$1,611
x 85MM	60	M48X5.0-LH	\$772	\$965	\$868	\$1,091	\$1,010	\$1,244	\$1,595	\$1,675
85MM	60	M45X4.5-LH	\$772	\$965	\$868	\$1,091	\$1,010	\$1,244	\$1,595	\$1,675
85MM	22	M45X4.5-LH	\$772	\$965	\$868	\$1,091	\$1,010	\$1,244	\$1,595	\$1,675
x 100MM	60	M60X5.5-LH	\$977	QUOTE	QUOTE	\$1,277	\$1,182	\$1,462	\$1,882	\$1,976
100MM	60	M52X5.0-LH	\$977	QUOTE	QUOTE	\$1,277	\$1,182	\$1,462	\$1,882	\$1,976
115MM		M60X5.5-LH	QUOTE	QUOTE	QUOTE	QUOTE	QUOTE	QUOTE	QUOTE	QUOTE
120MM	60	M64X6.0-LH	\$1,225	QUOTE	QUOTE	\$1,746	\$1,617	\$1,913	\$2,357	\$2,475
IMPCO										
RING DIA.	NOSE ANGLE	SCREW THREAD	3-PC FREE FLOW 3T	3-PC CPM9V 3W	BALL CHECK 3B	LOCKING CHECK RING 3L	4-PC 4A	4-PC FS CARBIDE 4AA	4-PC FS/CR CARBIDE 4AAA	4-PC CERAMIC 4C
1.125"	60	.500-13 TPI-LH	\$316	\$395	\$354	\$377	\$349	N/A	N/A	N/A
1.1875"	40	1.000-8 TPI-LH	\$316	\$395	\$354	\$377	\$349	\$549	\$849	N/A
1.25"	60	.500-13 TPI-LH	\$316	\$395	\$354	\$377	\$349	\$549	\$849	N/A
1.5"	40	.875-9 TPI-LH	\$316	\$395	\$354	\$458	\$424	\$624	\$924	\$970
1.625"	40	.875-9 TPI-LH	\$316	\$395	\$354	\$496	\$459	\$659	\$959	\$1,007
1.813"	40	1.000-8 TPI-LH	\$337	\$421	\$380	\$553	\$512	\$712	\$1,012	\$1,063
2"	40	1.125-8 TPI-LH	\$372	\$396	\$446	\$597	\$568	\$768	\$1,089	\$1,121

IMPCO (Continued on Next Page)

© 2009 MOLDERS CHOICE, Inc.



24 Hour Service - 7 Days a week

1-800-809-4623

WebSite: www.molderschoice.com • Email: molders@molderschoice.com

SCREW TIPS

X=REQUIRES THREAD ADAPTER

IMPCO										
RING DIA.	NOSE ANGLE	SCREW THREAD	3-PC FREE FLOW 3T	3-PC CPM9V 3W	BALL CHECK 3B	LOCKING CHECK RING 3L	4-PC 4A	4-PC FS CARBIDE 4AA	4-PC FS/CR CARBIDE 4AAA	4-PC CERAMIC 4C
2"	60	1.000-10 TPI-LH	\$372	\$465	\$415	\$614	\$568	\$768	\$1,068	\$1,121
2"	60	.8125-12 TI-12	\$372	\$396	\$446	\$597	\$568	\$768	\$1,089	\$1,121
2"	40	.875-9 TPI-LH	\$372	\$396	\$446	\$597	\$568	\$768	\$1,089	\$1,121
2.125"	40	1.250-7 TPI-LH	\$439	\$546	\$494	\$636	\$589	\$789	\$1,089	\$1,143
2.25"	40	1.250—8 TPI-LH	\$526	\$557	\$572	\$663	\$614	\$814	\$1,114	\$1,170
2.375"	40	1.375-8 TPI-LH	\$552	\$690	\$621	\$676	\$626	\$826	\$1,126	\$1,182
2.375"	40	1.375-6 TPI-LH	\$552	\$690	\$621	\$676	\$626	\$826	\$1,126	\$1,182
2.5"	40	1.500-6 TPI-LH	\$560	\$700	\$630	\$686	\$635	\$835	\$1,135	\$1,192
x 2.5"	40	1.500-6 TPI-LH	\$560	\$700	\$630	\$686	\$635	\$835	\$1,135	\$1,192
2.5"	40	1.250-7 TPI-LH	\$560	\$700	\$630	\$686	\$635	\$835	\$1,135	\$1,192
2.5"	40	1.375-6 TPI-LH	\$560	\$700	\$630	\$686	\$635	\$835	\$1,135	\$1,192
2.8125"	40	1.500-8 TPI-LH	\$611	\$764	\$687	\$811	\$751	\$480	\$1,323	\$1,389
x 3"	40	1.750-5 TPI-LH	\$661	\$827	\$744	\$830	\$768	\$9,987	\$1,344	\$1,411
3.25"x	40	2.000-8 TPI-LH	\$740	\$925	\$832	\$1,075	\$995	\$1,228	\$1,577	\$1,656
3.5"	40	2.000-4.5 TPI-LH	\$792	\$991	\$892	\$1,115	\$1,032	\$1,267	\$1,577	\$1,656
x 3.5"	40	1.753-6 TPI-LH	\$792	\$991	\$892	\$1,115	\$1,032	\$1,267	\$1,620	\$1,701
x 3.688"	40	2.000-8 TPI-LH	\$850	\$1,063	\$956	\$1,169	\$1,083	\$1,356	\$1,765	\$1,853
x 3.75"	40	2.125-8 TPI-LH	\$898	\$1,123	\$1,010	\$1,185	\$1,097	\$1,373	\$1,787	\$1,876
4.25"	40	2.250-4.5 TPI-LH	\$1,157	QUOTE	QUOTE	\$1,562	\$1,446	\$1,732	\$2,160	\$2,268
4.75"	36	2.250-4.5 TPI-LH	\$1,225	QUOTE	QUOTE	\$1,761	\$1,631	\$1,927	\$2,371	\$2,490
4.75"	44	2.250-8 TPI-LH	\$1,225	QUOTE	QUOTE	\$1,761	\$1,631	\$1,927	\$2,371	\$2,490
x 4.75"	40	2.750-4 TPI-LH	\$1,293	QUOTE	QUOTE	\$1,761	\$1,631	\$1,927	\$2,371	\$2,490
5.5"	40	2.750-8 TPI-LH	QUOTE	QUOTE	QUOTE	\$2,191	\$2,028	\$2,339	\$2,806	\$2,946
5.5"	45	2.500-6 TPI-LH	QUOTE	QUOTE	QUOTE	\$2,191	\$2,028	\$2,339	\$2,806	\$2,946
6"	90	3.000-6 TPI-LH	QUOTE	QUOTE	QUOTE	\$2,668	\$2,471	\$2,793	\$3,275	\$3,439
IPC										
RING DIA.	NOSE ANGLE	SCREW THREAD	3-PC FREE FLOW 3T	3-PC CPM9V 3W	BALL CHECK 3B	LOCKING CHECK RING 3L	4-PC 4A	4-PC FS CARBIDE 4AA	4-PC FS/CR CARBIDE 4AAA	4-PC CERAMIC 4C
22MM	120	M12X1.75-LH	\$316	\$394	\$355	\$377	\$349	\$549	\$849	N/A
JACO										
RING DIA.	NOSE ANGLE	SCREW THREAD	3-PC FREE FLOW 3T	3-PC CPM9V 3W	BALL CHECK 3B	LOCKING CHECK RING 3L	4-PC 4A	4-PC FS CARBIDE 4AA	4-PC FS/CR CARBIDE 4AAA	4-PC CERAMIC 4C
1"	50	.500-13 TPI-LH	\$316	\$395	\$356	\$377	\$349	\$549	\$849	N/A
1.25"	50	.625-11 TPI-LH	\$316	\$395	\$356	\$377	\$349	\$549	\$849	N/A
1.375"	50	.625-11 TPI-LH	\$316	\$395	\$356	\$400	\$371	\$571	\$871	N/A
JOHNS										
RING DIA.	NOSE ANGLE	SCREW THREAD	3-PC FREE FLOW 3T	3-PC CPM9V 3W	BALL CHECK 3B	LOCKING CHECK RING 3L	4-PC 4A	4-PC FS CARBIDE 4AA	4-PC FS/CR CARBIDE 4AAA	4-PC CERAMIC 4C
1"	50	.500-13 TPI-LH	\$316	\$395	\$356	\$377	\$349	\$549	\$849	N/A
1"	60	.500-13-LH	\$316	\$395	\$356	\$377	\$349	\$549	\$849	N/A
1.25"	50	.625-11 TPI-LH	\$316	\$395	\$356	\$377	\$349	\$549	\$849	N/A
1.375"	50	.625-11 TPI-LH	\$316	\$395	\$356	\$400	\$371	\$571	\$871	N/A

© 2009 MOLDERS CHOICE, Inc.



24 Hour Service - 7 Days a week

1-800-809-4623

 WebSite: www.molderschoice.com • Email: molders@molderschoice.com

SCREW TIPS

X=REQUIRES THREAD ADAPTER

JSW										
RING DIA.	NOSE ANGLE	SCREW THREAD	3-PC FREE FLOW 3T	3-PC CPM9V 3W	BALL CHECK 3B	LOCKING CHECK RING 3L	4-PC 4A	4-PC FS CARBIDE 4AA	4-PC FS/CR CARBIDE 4AAA	4-PC CERAMIC 4C
22MM	90	M10X1.5-LH	\$316	\$394	\$355	\$377	N/A	N/A	N/A	N/A
25MM	30	M12X1.75-LH	\$316	\$394	\$355	\$377	N/A	N/A	N/A	N/A25MM
90		M12X1.75-LH	\$316	\$394	\$355	\$377	\$349	N/A	N/A	N/A
28MM	30	M16X2.0-LH	\$316	\$394	\$355	\$377	\$349	N/A	N/A	N/A
30MM	60	M12X1.75-LH	\$316	\$394	\$355	\$377	\$349	N/A	N/A	N/A
32MM	30	M18X2.5-LH	\$316	\$394	\$355	\$377	\$349	N/A	N/A	N/A
35MM	18	TR20X3.0-LH	\$316	\$394	\$355	\$445	\$412	N/A	N/A	N/A
40MM	18.5	TR22X3.0-LH	\$337	\$421	\$379	\$482	\$446	\$646	\$946	\$993
40MM	21	TR22X3.0-LH	\$337	\$421	\$379	\$482	\$446	\$646	\$946	\$993
40MM	22	M20X2.5-LH	\$337	\$421	\$379	\$482	\$446	\$646	\$946	\$993
45MM	20	TR27X3.0-LH	\$364	\$456	\$410	\$546	\$505	\$705	\$1,005	\$1,055
45MM	22	TR24X3.0-LH	\$364	\$456	\$410	\$546	\$505	\$705	\$1,005	\$1,055
45MM	22	TR27X3.0-LH	\$364	\$456	\$410	\$546	\$505	\$705	\$1,005	\$1,055
x 45MM	22	.750-10 TPI-LH	\$364	\$456	\$410	\$546	\$505	\$705	\$1,005	\$1,055
45MM	60	M22X2.5-LH	\$364	\$456	\$410	\$546	\$505	\$705	\$1,005	\$1,055
45MM	90	TR24x3.0-LH	\$364	\$456	\$410	\$546	\$505	\$705	\$1,005	\$1,055
46MM	17	TR24X3.0-LH	\$364	\$456	\$410	\$550	\$509	\$709	\$1,009	\$1,059
51MM	20	TR27X3.0-LH	\$400	\$499	\$449	\$614	\$568	\$768	\$1,068	\$1,121
51MM	22	TR27X3.0-LH	\$400	\$499	\$449	\$614	\$568	\$768	\$1,068	\$1,121
52MM	22	TR32X3.0-LH	\$426	\$532	\$479	\$621	\$575	\$775	\$1,075	\$1,129
53MM	18	TR28X3.0-LH	\$426	\$532	\$479	\$629	\$586	\$782	\$1,082	\$1,136
53MM	90	M30X3.5-LH	\$426	\$532	\$479	\$629	\$586	\$782	\$1,082	\$1,136
x 58MM	18	TR36X3.0-LH	\$453	\$566	\$509	\$666	\$617	\$817	\$1,117	\$1,173
58MM	20	TR36X3.0-LH	\$453	\$566	\$509	\$666	\$617	\$817	\$1,117	\$1,173
x 60MM	23	TR35X3.0-LH	\$509	\$637	\$573	\$674	\$624	\$824	\$1,124	\$1,214
63MM			\$527	\$659	\$592	\$708	\$656	\$882	\$1,222	\$1,283
x 66MM	14/60	TR38X3.0-LH	\$527	\$659	\$592	\$708	\$656	\$882	\$1,222	\$1,283
x 68MM	22	TR40X3.0-LH	\$559	\$699	\$629	\$727	\$673	\$900	\$1,241	\$1,303
72MM	16	TR40X3.0-LH	\$625	\$782	\$704	\$806	\$746	\$975	\$1,318	\$1,384
72MM	16	TR40X3.0-LH	\$625	\$782	\$704	\$806	\$746	\$975	\$1,318	\$1,384
x 76MM	16/30	TR40X3.0-LH	\$691	\$865	\$778	\$829	\$767	\$997	\$1,343	\$1,410
83MM	19	TR42X3.0-LH	\$789	\$986	\$888	\$1,078	\$998	\$1,231	\$1,581	\$1,660
x 84MM	18/30	TR47X3.0-LH	\$862	\$1,073	\$970	\$1,083	\$1,003	\$1,237	\$1,587	\$1,666
84MM	19	TR47X3.0-LH	\$862	\$1,073	\$970	\$1,083	\$1,003	\$1,237	\$1,587	\$1,666
84MM	19	TR47X3.0-LH	\$862	\$1,073	\$970	\$1,083	\$1,003	\$1,237	\$1,587	\$1,666
86MM	20	1.500-08 TPI-LH	\$884	\$1,106	\$995	\$1,096	\$1,015	\$1,249	\$1,600	\$1,680
86MM	20/36	TR48X3.0LH	\$884	\$1,106	\$995	\$1,096	\$1,015	\$1,249	\$1,600	\$1,680
92MM	21	TR48X3.0-LH	\$950	\$1,163	\$1,056	\$1,169	\$1,083	\$1,320	\$1,675	\$1,759
x 99MM	22/30	TR60X3.0-LH	\$1,052	QUOTE	QUOTE	\$1,257	\$1,164	\$1,443	\$1,862	\$1,955
100MM	30	TR52X3.0-LH	\$1,052	QUOTE	QUOTE	\$1,257	\$1,164	\$1,443	\$1,862	\$1,955
110MM	30	TR55X4.0-LH	\$1,209	QUOTE	QUOTE	\$1,590	\$1,472	\$1,760	\$2,192	\$2,302
120MM		TR62X10-LH	\$1,282	QUOTE	QUOTE	\$1,746	\$1,617	\$1,913	\$2,307	\$2,475
130MM	30	TR65X10-LH	QUOTE	QUOTE	QUOTE	\$1,981	\$1,834	\$2,138	\$2,594	\$2,724
140MM		TR70X9.5-LH	QUOTE	QUOTE	QUOTE	QUOTE	QUOTE	QUOTE	QUOTE	QUOTE

© 2009 MOLDERS CHOICE, INC.



24 Hour Service - 7 Days a week

1-800-809-4623

 WebSite: www.molderschoice.com • Email: molders@molderschoice.com

SCREW TIPS

X=REQUIRES THREAD ADAPTER

KAWAGUCHI										
RING DIA.	NOSE ANGLE	SCREW THREAD	3-PC FREE FLOW 3T	3-PC CPM9V 3W	BALL CHECK 3B	LOCKING CHECK RING 3L	4-PC 4A	4-PC FS CARBIDE 4AA	4-PC FS/CR CARBIDE 4AAA	4-PC CERAMIC 4C
25MM	18	TR13X2.0-LH	\$316	\$394	\$354	\$377	\$349	N/A	N/A	N/A
25MM	38	TR13X2.0-LH	\$316	\$394	\$354	\$377	\$349	N/A	N/A	N/A
25MM	18	TR15X2.0-LH	\$316	\$394	\$354	\$377	\$349	N/A	N/A	N/A
27MM	40	M14X2.0-LH	\$316	\$394	\$354	\$377	\$349	N/A	N/A	N/A
28MM	18	.625-11 TPI-LH	\$316	\$394	\$354	\$377	\$349	N/A	N/A	N/A
28MM	18	TR15.2.0-LH	\$316	\$394	\$354	\$377	\$349	N/A	N/A	N/A
28MM	19	TR15X2.0-LH	\$316	\$394	\$354	\$377	\$349	N/A	N/A	N/A
28MM	35	M15X1.5-LH	\$316	\$394	\$354	\$377	\$349	N/A	N/A	N/A
28MM	40	M15X1.5-LH	\$316	\$394	\$354	\$377	\$349	N/A	N/A	N/A
30MM	40	TR15X2.0-LH	\$316	\$394	\$354	\$377	\$349	\$549	\$849	N/A
30MM	40	M16X1.5-LH	\$316	\$394	\$354	\$377	\$349	\$549	\$849	N/A
30MM	40	M16X1.5-LH	\$316	\$394	\$354	\$377	\$349	\$549	\$849	N/A
34MM	32	TR18X2.0-LH	\$316	\$394	\$354	\$397	\$368	\$568	\$868	N/A
34MM	32	TR18X2.0-LH	\$316	\$394	\$354	\$397	\$368	\$568	\$868	N/A
34MM	40	M18X2.0-LH	\$316	\$394	\$354	\$397	\$368	\$568	\$868	N/A
34MM	40	M20X2.0-LH	\$316	\$394	\$354	\$397	\$368	\$568	\$868	N/A
35MM	28	TR20X2.0-LH	\$316	\$394	\$354	\$445	\$412	\$612	\$912	N/A
36MM	40	TR20X2.0-LH	\$316	\$394	\$354	\$448	\$415	\$615	\$915	N/A
x 36MM	40	M20X2.0-LH	\$316	\$394	\$354	\$448	\$415	\$615	\$915	N/A
37MM	30	TR20X2.0-LH	\$316	\$394	\$354	\$455	\$421	\$621	\$921	N/A
38MM	35	M22X2.0-LH	\$351	\$439	\$395	\$458	\$424	\$624	\$924	\$970
40MM	27	TR20X2.0-LH	\$351	\$439	\$395	\$482	\$446	\$646	\$946	\$993
40MM	30	TR20X2.0 LH	\$351	\$439	\$395	\$482	\$446	\$646	\$946	\$993
40MM	35	TR20X2.0-LH	\$351	\$439	\$395	\$482	\$446	\$646	\$946	\$993
40MM	40	.750-10-LH	\$351	\$439	\$395	\$482	\$446	\$646	\$946	\$993
x 42MM	40	TR24X3.0-LH	\$351	\$439	\$395	\$507	\$469	\$669	\$969	\$1,017
45MM	40	TR25X3.0-LH	\$359	\$449	\$404	\$546	\$505	\$705	\$1,005	\$1,055
45MM	40	TR25X3.0-LH	\$359	\$449	\$404	\$546	\$505	\$705	\$1,005	\$1,055
45MM	40	1.000-08 TPI-LH	\$359	\$449	\$404	\$546	\$505	\$705	\$1,005	\$1,055
48MM	35	TR28X3.0-LH	\$372	\$465	\$419	\$559	\$518	\$718	\$1,018	\$1,069
50MM	40	TR28X3.0-LH	\$372	\$465	\$419	\$559	\$518	\$718	\$1,018	\$1,069
50(K1801)	40	TR28X3.0-LH	\$372	\$465	\$419	\$559	\$518	\$718	\$1,018	\$1,069
x 50MM	35	TR30X3.0-LH	\$372	\$465	\$419	\$559	\$518	\$718	\$1,018	\$1,069
50(KS175)	32	M26X2.0-LH	\$372	\$465	\$419	\$559	\$518	\$718	\$1,018	\$1,069
50MM	35	TR24X3.0-LH	\$372	\$465	\$419	\$559	\$518	\$718	\$1,018	\$1,069
50(KA200B)	40	TR26X3.0-LH	\$372	\$465	\$419	\$559	\$518	\$718	\$1,018	\$1,069
50MM	36	TR30X3-LH	\$372	\$465	\$419	\$559	\$518	\$718	\$1,018	\$1,069
50MM	40	TR26X3.0-LH	\$372	\$465	\$419	\$559	\$518	\$718	\$1,018	\$1,069
52MM	45	1.000-08 TPI-LH	\$426	\$532	\$479	\$621	\$575	\$775	\$1,075	\$1,129
55(KM220B)	40	TR30X3.0-LH	\$431	\$439	\$539	\$643	\$596	\$796	\$1,096	\$1,151
55MM	35	TR28X3.0-LH	\$431	\$439	\$539	\$643	\$596	\$796	\$1,096	\$1,151
58MM	40	TR34X4.0-LH	\$516	\$645	\$580	\$666	\$617	\$817	\$1,117	\$1,173
58MM	35	TR30X3.0-LH	\$516	\$645	\$580	\$666	\$617	\$817	\$1,117	\$1,173
x 58MM	25	TR34X4.0-LH	\$516	\$645	\$580	\$666	\$617	\$817	\$1,117	\$1,173
x 60MM	40	TR34X4.0-LH	\$518	\$647	\$582	\$674	\$624	\$824	\$1,124	\$1,180
60MM	40	TR34X4.0-LH	\$518	\$647	\$582	\$674	\$624	\$824	\$1,124	\$1,180
60MM	40	TR34X4.0-LH	\$518	\$647	\$582	\$674	\$624	\$824	\$1,124	\$1,180

KAWAGUCHI (Continued on Next Page)

© 2009 MOLDERS CHOICE, Inc.



24 Hour Service - 7 Days a week

1-800-809-4623

WebSite: www.molderschoice.com • Email: molders@molderschoice.com

SCREW TIPS

X=REQUIRES THREAD ADAPTER

KAWAGUCHI										
RING DIA.	NOSE ANGLE	SCREW THREAD	3-PC FREE FLOW 3T	3-PC CPM9V 3W	BALL CHECK 3B	LOCKING CHECK RING 3L	4-PC 4A	4-PC FS CARBIDE 4AA	4-PC FS/CR CARBIDE 4AAA	4-PC CERAMIC 4C
60MM	40	TR34X4.0-LH	\$518	\$647	\$582	\$674	\$624	\$824	\$1,124	\$1,180
63MM	40	TR34X4.0-LH	\$526	\$657	\$591	\$684	\$633	\$833	\$1,133	\$1,190
63MM	40	TR34X4.0-LH	\$526	\$657	\$591	\$684	\$633	\$833	\$1,133	\$1,190
63MM	30	TR30X3.0-LH	\$526	\$657	\$591	\$684	\$633	\$833	\$1,133	\$1,190
65MM	35	TR34X4.0-LH	\$570	\$714	\$642	\$700	\$648	\$874	\$1,213	\$1,274
70MM	35	TR34X4.0-LH	\$606	\$757	\$681	\$794	\$735	\$963	\$1,305	\$1,370
x 70MM	35	TR40X4.0-LH	\$606	\$757	\$681	\$794	\$735	\$963	\$1,305	\$1,370
x 70MM	40	TR38X4.0-LH	\$606	\$757	\$681	\$794	\$735	\$963	\$1,305	\$1,370
x 72MM	40	TR40X4.0-LH	\$623	\$778	\$701	\$806	\$746	\$975	\$1,318	\$1,384
85MM	40	TR46X5.0-LH	\$782	\$978	\$880	\$1,091	\$1,010	\$1,244	\$1,595	\$1,675
90MM	40	TR46X5.0-LH	\$801	\$1,009	QUOTE	\$1,158	\$1,072	\$1,344	\$1,752	\$1,586
90MM	40	1.500-8 TPI-LH	\$801	\$1,009	QUOTE	\$1,158	\$1,072	\$1,344	\$1,752	\$1,586
x 100MM	40	TR52X5.0-LH	\$885	QUOTE	QUOTE	\$1,277	\$1,182	\$1,472	\$1,882	\$1,976
KLOCKNER FERROMATIK										
RING DIA.	NOSE ANGLE	SCREW THREAD	3-PC FREE FLOW 3T	3-PC CPM9V 3W	BALL CHECK 3B	LOCKING CHECK RING 3L	4-PC 4A	4-PC FS CARBIDE 4AA	4-PC FS/CR CARBIDE 4AAA	4-PC CERAMIC 4C
18MM	60	M10X1.0-LH	\$316	\$395	N/A	N/A	N/A	N/A	N/A	N/A
25MM	60	M12X1.0-LH	\$316	\$395	\$355	\$377	\$349	N/A	N/A	N/A
35MM	30	M16X1.5-LH	\$316	\$395	\$355	\$445	\$412	\$612	\$912	N/A
35MM	60	M16X1.5-LH	\$316	\$395	\$355	\$445	\$412	\$612	\$912	N/A
35MM	90	M16X2.0-LH	\$316	\$395	\$355	\$445	\$412	\$612	\$912	N/A
40MM	60	M20X1.5-LH	\$333	\$416	\$374	\$482	\$446	\$646	\$946	\$993
45MM	60	M20X1.5-LH	\$337	\$422	\$380	\$546	\$505	\$705	\$1,005	\$1,055
50MM	60	M24X1.5-LH	\$413	\$516	\$464	\$559	\$518	\$718	\$1,018	\$1,069
60MM	60	M30X2.0-LH	\$516	\$645	\$581	\$674	\$624	\$824	\$1,124	\$1,180
70MM	60	M34X2.0-LH	\$586	\$732	\$659	\$794	\$735	\$935	\$1,235	\$1,297
KLOCKNER WINDSOR										
RING DIA.	NOSE ANGLE	SCREW THREAD	3-PC FREE FLOW 3T	3-PC CPM9V 3W	BALL CHECK 3B	LOCKING CHECK RING 3L	4-PC 4A	4-PC FS CARBIDE 4AA	4-PC FS/CR CARBIDE 4AAA	4-PC CERAMIC 4C
18MM			\$316	\$395	N/A	N/A	N/A	N/A	N/A	N/A
25MM	60	M12X1.0-LH	\$316	\$395	\$355	\$377	\$349	N/A	N/A	N/A
25MM	90	M12X1.75-LH	\$316	\$395	\$355	\$377	\$349	\$549	\$849	N/A
30MM	60	M16X1.5-LH	\$316	\$395	\$355	\$377	\$349	\$549	\$849	N/A
34MM			\$316	\$395	\$355	\$445	\$412	\$612	\$912	N/A
35MM	90	M16X2.0-LH	\$316	\$395	\$355	\$445	\$412	\$612	\$912	N/A
35MM	60	M16X1.5-LH	\$316	\$395	\$355	\$445	\$412	\$612	\$912	N/A
40MM	60	M20X1.5-LH	\$333	\$416	\$374	\$482	\$446	\$646	\$946	\$993
42MM			\$351	\$439	\$395	\$507	\$469	\$669	\$969	\$1,017
50MM	60	M24X1.5-LH	\$412	\$516	\$464	\$559	\$518	\$718	\$1,018	\$1,069
50MM	90	M24X3.0-LH	\$412	\$516	\$464	\$559	\$518	\$718	\$1,018	\$1,069
60MM	90	M30X3.5-LH	\$516	\$645	\$581	\$674	\$624	\$824	\$1,124	\$1,180
70MM	90	M36X3.0-LH	\$586	\$732	\$659	\$794	\$735	\$963	\$1,305	\$1,370
x 80MM	90	M48X4.0-LH	\$804	\$1,006	\$725	\$1,030	\$954	\$1,186	\$1,534	\$1,611

KLOCKNER WINDSOR (Continued on Net Page)

© 2009 MOLDERS CHOICE, Inc.



24 Hour Service - 7 Days a week
1-800-809-4623

WebSite: www.molderschoice.com • Email: molders@molderschoice.com

SCREW TIPS

X=REQUIRES THREAD ADAPTER

KLOCKNER WINDSOR										
RING DIA.	NOSE ANGLE	SCREW THREAD	3-PC FREE FLOW 3T	3-PC CPM9V 3W	BALL CHECK 3B	LOCKING CHECK RING 3L	4-PC 4A	4-PC FS CARBIDE 4AA	4-PC FS/CR CARBIDE 4AAA	4-PC CERAMIC 4C
x 80MM	90	M48X4.0-LH	\$804	\$1,006	\$725	\$1,030	\$954	\$1,186	\$1,534	\$1,611
x 90MM	90	M52X3.0-LH	\$891	QUOTE	QUOTE	\$1,158	\$1,072	\$1,344	\$1,752	\$1,839
100MM	90	M60X4.0-LH	\$1,074	QUOTE	QUOTE	\$1,277	\$1,182	\$1,462	\$1,882	\$1,976
100MM	90	M60X4.0-LH	\$1,074	QUOTE	QUOTE	\$1,277	\$1,182	\$1,462	\$1,882	\$1,976
x 100MM	90	M60X4.0-LH	\$1,074	QUOTE	QUOTE	\$1,277	\$1,182	\$1,462	\$1,882	\$1,976
x 115MM	90	2.000-08 TPI-LH	\$1,249	QUOTE	QUOTE	\$1,672	\$1,548	\$1,840	\$2,278	\$2,392
x 115MM	90	M68X4.0-LH	\$1,249	QUOTE	QUOTE	\$1,672	\$1,548	\$1,840	\$2,278	\$2,392
130MM			QUOTE	QUOTE	QUOTE	QUOTE	QUOTE	QUOTE	QUOTE	QUOTE
50MM	90	M80X4.0-LH	QUOTE	QUOTE	QUOTE	QUOTE	QUOTE	QUOTE	QUOTE	QUOTE
170MM			QUOTE	QUOTE	QUOTE	QUOTE	QUOTE	QUOTE	QUOTE	QUOTE
KRAUSS MAFFEI										
RING DIA.	NOSE ANGLE	SCREW THREAD	3-PC FREE FLOW 3T	3-PC CPM9V 3W	BALL CHECK 3B	LOCKING CHECK RING 3L	4-PC 4A	4-PC FS CARBIDE 4AA	4-PC FS/CR CARBIDE 4AAA	4-PC CERAMIC 4C
25MM	60	M12X1.75-LH	\$316	\$395	\$355	\$377	\$349	\$549	\$849	N/A
30MM	60	M16X2.0-LH	\$316	\$395	\$355	\$377	\$349	\$549	\$849	N/A
35MM	60	M18X2.5-LH	\$316	\$395	\$355	\$445	\$412	\$612	\$912	N/A
40MM	60	M20X2.5-LH	\$332	\$416	\$374	\$482	\$446	\$646	\$946	\$993
45MM	60	M24X3.0-LH	\$337	\$422	\$380	\$546	\$505	\$705	\$1,005	\$1,055
50MM	60	M27X3.0-LH	\$412	\$516	\$464	\$559	\$518	\$718	\$1,018	\$1,069
55MM	60	M27X3.0-LH	\$586	\$731	\$658	\$644	\$596	\$796	\$1,096	\$1,151
55MM	21	M27X3.0-LH	\$586	\$731	\$658	\$644	\$596	\$796	\$1,096	\$1,151
55MM	30	M27X3.0-LH	\$586	\$731	\$658	\$644	\$596	\$796	\$1,096	\$1,151
60MM	60	M33X3.5-LH	\$647	\$808	\$727	\$674	\$624	\$824	\$1,124	\$1,180
60MM	25	M33X3.5-LH	\$647	\$808	\$727	\$674	\$624	\$824	\$1,124	\$1,180
70MM	60	M36X4.0-LH	\$692	\$685	\$778	\$794	\$735	\$963	\$1,305	\$1,370
80MM	60	M30X2.0-LH	\$804	\$1,006	\$905	\$1,030	\$954	\$1,186	\$1,534	\$1,611
80MM	60	M42X4.5-LH	\$804	\$1,006	\$905	\$1,030	\$954	\$1,186	\$1,534	\$1,611
90MM	60	M48X5.0-LH	\$891	\$1,114	\$1,002	\$1,158	\$1,072	\$1,344	\$1,752	\$1,840
100MM	60	M56X5.5-LH	\$1,110	QUOTE	QUOTE	\$1,277	\$1,182	\$1,462	\$1,882	\$1,976
105MM	60	TR55X3.0-LH	\$1,165	QUOTE	QUOTE	\$1,525	\$1,412	\$1,700	\$2,122	\$2,228
115MM	72	TR55X9.0-LH	\$1,277	QUOTE	QUOTE	\$1,672	\$1,548	\$1,840	\$2,278	\$2,392
115MM	72	TR65X4.0-LH	\$1,277	QUOTE	QUOTE	\$1,672	\$1,548	\$1,840	\$2,278	\$2,392
115MM	60	TR60X3.0-LH	\$1,277	QUOTE	QUOTE	\$1,672	\$1,548	\$1,840	\$2,278	\$2,392
115MM	54	TR60X3.0-LH	\$1,277	QUOTE	QUOTE	\$1,672	\$1,548	\$1,840	\$2,278	\$2,392
125MM	22	TR65X4.0-LH	\$1,389	QUOTE	QUOTE	\$1,865	\$1,727	\$2,027	\$2,477	\$2,601
125MM	60	TR65X4.0-LH	\$1,389	QUOTE	QUOTE	\$1,865	\$1,727	\$2,027	\$2,477	\$2,601
128MM	60	TR72X10-LH	QUOTE	QUOTE	QUOTE	\$1,935	\$1,792	\$2,094	\$2,548	\$2,675
x 128MM	60	TR72X10-LH	QUOTE	QUOTE	QUOTE	\$1,935	\$1,792	\$2,094	\$2,548	\$2,675
128MM	60	TR72X10-LH	QUOTE	QUOTE	QUOTE	\$1,935	\$1,792	\$2,094	\$2,548	\$2,675
140MM	60	TR75X4.0-LH	QUOTE	QUOTE	QUOTE	QUOTE	QUOTE	QUOTE	QUOTE	QUOTE
146MM	50	M76X6.0LH	QUOTE	QUOTE	QUOTE	QUOTE	QUOTE	QUOTE	QUOTE	QUOTE
150MM	60	TR75X4.0-LH	QUOTE	QUOTE	QUOTE	QUOTE	QUOTE	QUOTE	QUOTE	QUOTE

© 2009 MOLDERS CHOICE, Inc.



24 Hour Service - 7 Days a week

1-800-809-4623

 WebSite: www.molderschoice.com • Email: molders@molderschoice.com

SCREW TIPS

MEIKI										
RING DIA.	NOSE ANGLE	SCREW THREAD	3-PC FREE FLOW 3T	3-PC CPM9V 3W	BALL CHECK 3B	LOCKING CHECK RING 3L	4-PC 4A	4-PC FS CARBIDE 4AA	4-PC FS/CR CARBIDE 4AAA	4-PC CERAMIC 4C
22MM	33.5	M12X1.25-LH	\$316	\$395	N/A	N/A	N/A	N/A	N/A	N/A
22MM	45	M12X1.25-LH	\$316	\$395	N/A	N/A	N/A	N/A	N/A	N/A
25MM	30	M14X1.5-LH	\$316	\$395	\$355	\$377	\$349	N/A	N/A	N/A
28MM	30	M15X1.5-LH	\$316	\$395	\$355	\$377	\$349	\$549	\$849	N/A
28MM	45	M15X1.5-LH	\$316	\$395	\$355	\$377	\$349	\$549	\$849	N/A
32MM	30	M16X1.5-LH	\$316	\$395	\$355	\$390	\$361	\$561	\$861	N/A
x 32MM	45	M18X1.5-LH	\$316	\$395	\$355	\$390	\$361	\$561	\$861	N/A
36MM	25	M18X1.5-LH	\$316	\$395	\$355	\$448	\$415	\$615	\$915	N/A
40MM	45	M20X1.5-LH	\$316	\$395	\$355	\$482	\$446	\$646	\$946	\$1,025
45MM	30	M24X2.0-LH	\$337	\$521	\$380	\$546	\$506	\$706	\$1,006	\$1,057
50MM	30	M24X2.0-LH	\$352	\$440	\$396	\$559	\$518	\$718	\$1,018	\$1,069
55MM	30	M30X2.0-LH	\$450	\$562	\$506	\$643	\$596	\$796	\$1,096	\$1,151
60MM	30	M30X2.0-LH	\$512	\$640	\$576	\$673	\$624	\$824	\$1,184	\$1,233
65MM		M33X2.0-LH	QUOTE	QUOTE	QUOTE	QUOTE	QUOTE	QUOTE	QUOTE	QUOTE
110MM		M64X2.0-LH	QUOTE	QUOTE	QUOTE	QUOTE	QUOTE	QUOTE	QUOTE	QUOTE
120MM		M64X2.0-LH	QUOTE	QUOTE	QUOTE	QUOTE	QUOTE	QUOTE	QUOTE	QUOTE
MIR										
RING DIA.	NOSE ANGLE	SCREW THREAD	3-PC FREE FLOW 3T	3-PC CPM9V 3W	BALL CHECK 3B	LOCKING CHECK RING 3L	4-PC 4A	4-PC FS CARBIDE 4AA	4-PC FS/CR CARBIDE 4AAA	4-PC CERAMIC 4C
32MM	22	M14X2.0-LH	\$316	\$395	\$355	\$390	\$361	\$561	\$861	N/A
38MM	44	M18X1.5-LH	\$351	\$439	\$395	\$458	\$424	\$624	\$924	\$970
45MM	22	M22X1.5-LH	\$359	\$440	\$404	\$546	\$505	\$705	\$1,005	\$1,055
50MM	44	1.032-14TPI-LH	\$400	\$440	\$496	\$559	\$518	\$718	\$1,018	\$1,069
55MM	48	(.55WHIT).750-14	\$450	\$562	\$506	\$643	\$596	\$796	\$1,096	\$1,151
60MM	44	1.178-14 TPI-LH	\$512	\$640	\$576	\$674	\$624	\$824	\$1,124	\$1,180
90MM	45	(.55WHIT)1.732-11	\$891	\$1,114	\$1,002	\$1,158	\$1,072	\$1,344	\$1,752	\$1,840
90MM	44	(.55WHIT)1.732-11	\$891	\$1,114	\$1,002	\$1,158	\$1,072	\$1,344	\$1,752	\$1,840
110MM	45	(.55WHIT)1.875-11	\$1,257	QUOTE	QUOTE	\$1,590	\$1,472	\$1,760	\$2,192	\$2,302
120MM	48	2.500-4 TPI-LH	\$1,299	QUOTE	QUOTE	\$1,746	\$1,617	\$1,913	\$2,357	\$2,475
130MM	45	(.55WHIT)2.340-11	\$1,497	QUOTE	QUOTE	\$1,981	\$1,834	\$2,138	\$2,594	\$2,724
130MM	40	2.50004 TPI-LH	\$1,497	QUOTE	QUOTE	\$1,981	\$1,834	\$2,138	\$2,594	\$2,724
130MM	45	2.000-11 TPI-LH	\$1,497	QUOTE	QUOTE	\$1,981	\$1,834	\$2,138	\$2,594	\$2,724
130MM	40	2.250-6 TPI-LH	\$1,497	QUOTE	QUOTE	\$1,981	\$1,834	\$2,138	\$2,594	\$2,724
140MM	60	(.55WHIT)2.000-11	\$1,575	QUOTE	QUOTE	\$2,198	\$2,035	\$2,347	\$2,815	\$2,956
140MM	60	2.000-11 TPI-LH	\$1,575	QUOTE	QUOTE	\$2,198	\$2,035	\$2,347	\$2,815	\$2,956
150MM	60	2.625-6 TPI- LH	QUOTE	QUOTE	QUOTE	QUOTE	QUOTE	QUOTE	QUOTE	QUOTE
150MM	60	2.625-6 TPI-LH	QUOTE	QUOTE	QUOTE	QUOTE	QUOTE	QUOTE	QUOTE	QUOTE
MITSUBISHI										
RING DIA.	NOSE ANGLE	SCREW THREAD	3-PC FREE FLOW 3T	3-PC CPM9V 3W	BALL CHECK 3B	LOCKING CHECK RING 3L	4-PC 4A	4-PC FS CARBIDE 4AA	4-PC FS/CR CARBIDE 4AAA	4-PC CERAMIC 4C
28MM	20	M16X2.0-LH	\$316	\$395	\$355	\$377	\$349	\$549	\$849	N/A
32MM	16	M22X2.5-LH	\$316	\$395	\$355	\$377	QUOTE	QUOTE	QUOTE	N/A
32MM	18	M16X2.0-LH	\$316	\$395	\$355	\$377	QUOTE	QUOTE	QUOTE	N/A
32MM	16	M16X2.0-LH	\$316	\$395	\$355	\$377	QUOTE	QUOTE	QUOTE	N/A
36MM	21.5	M22X2.5-LH	\$316	\$395	\$355	\$448	\$415	\$615	\$915	N/A

MITSUBISHI (Continued on Next Page)

© 2009 MOLDERS CHOICE, Inc.



24 Hour Service - 7 Days a week

1-800-809-4623

WebSite: www.molderschoice.com • Email: molders@molderschoice.com

SCREW TIPS

MITSUBISHI										
RING DIA.	NOSE ANGLE	SCREW THREAD	3-PC FREE FLOW 3T	3-PC CPM9V 3W	BALL CHECK 3B	LOCKING CHECK RING 3L	4-PC 4A	4-PC FS CARBIDE 4AA	4-PC FS/CR CARBIDE 4AAA	4-PC CERAMIC 4C
36MM	22	M22X2.5-LH	\$316	\$395	\$355	\$448	\$415	\$615	\$915	N/A
40MM	22	M22X2.5-LH	\$436	\$546	\$491	\$482	\$446	\$646	\$946	N/A
x 45MM	26	M27X3.0-LH	\$446	\$557	\$501	\$546	\$505	\$705	\$1,005	\$1,055
45MM	30	M22X2.5-LH	\$446	\$557	\$501	\$546	\$505	\$705	\$1,005	\$1,055
50MM	26.3	M27X3.0-LH	\$459	\$573	\$513	\$559	\$518	\$718	\$1,018	\$1,069
50MM	27	M27X3.0-LH	\$459	\$573	\$513	\$559	\$518	\$718	\$1,018	\$1,069
x 57MM	20	M33X3.5-LH	\$479	\$599	\$539	\$663	\$614	\$814	\$1,114	\$1,170
x 62MM	26	M36X4.0-LH	\$508	\$635	\$572	\$681	\$631	\$831	\$1,131	\$1,188
x 70MM	26	M39X4.0-LH	\$656	\$820	\$737	\$794	\$735	\$963	\$1,305	\$1,370
70MM	28	M39X4.0-LH	\$656	\$820	\$737	\$794	\$735	\$963	\$1,305	\$1,370
70MM	25	M39X4.0-LH	\$656	\$820	\$737	\$794	\$735	\$963	\$1,305	\$1,370
x 80MM	30	M45X4.5-LH	\$785	\$980	\$882	\$1,030	\$954	\$1,186	\$1,534	\$1,611
80MM	25	M45X4.5-LH	\$785	\$980	\$882	\$1,030	\$954	\$1,186	\$1,534	\$1,611
90MM	30	M48X5.0-LH	\$760	\$950	\$854	\$1,158	\$1,072	\$1,344	\$1,752	\$1,840
105MM	30	M56X5.5-LH	\$978	QUOTE	QUOTE	\$1,525	\$1,412	\$1,696	\$2,122	\$2,228
105MM	30	M56X5.5-LH	\$978	QUOTE	QUOTE	\$1,525	\$1,412	\$1,696	\$2,122	\$2,228
120MM	30	M60X5.5-LH	\$1,297	QUOTE	QUOTE	\$1,746	\$1,617	\$1,913	\$2,357	\$2,475
120MM	30	M60X5.5-LH	\$1,297	QUOTE	QUOTE	\$1,746	\$1,617	\$1,913	\$2,357	\$2,475
135MM	30	M64X6.0-LH	\$1,374	QUOTE	QUOTE	\$2,087	\$1,932	\$2,240	\$2,702	\$2,837
150MM	30	M76X6.0-LH	\$1,835	QUOTE	QUOTE	\$2,429	\$2,249	\$2,569	\$3,049	\$3,201
150MM	60	M80X4.0-LH	QUOTE	QUOTE	QUOTE	QUOTE	QUOTE	QUOTE	QUOTE	QUOTE
175MM	30	M85X6.0-LH	QUOTE	QUOTE	QUOTE	QUOTE	QUOTE	QUOTE	QUOTE	QUOTE
MULTIPLAS										
RING DIA.	NOSE ANGLE	SCREW THREAD	3-PC FREE FLOW 3T	3-PC CPM9V 3W	BALL CHECK 3B	LOCKING CHECK RING 3L	4-PC 4A	4-PC FS CARBIDE 4AA	4-PC FS/CR CARBIDE 4AAA	4-PC CERAMIC 4C
32MM	30	.625-11 TPI-LH	\$316	\$395	\$355	\$496	\$459	\$659	\$959	N/A
42MM	30	.750-10 TPI-LH	\$320	\$399	\$360	\$507	\$469	\$669	\$969	\$1,017
50MM	30	1.000-12 TPI-LH	\$387	\$484	\$436	\$559	\$518	\$718	\$1,018	\$1,069
NATCO										
RING DIA.	NOSE ANGLE	SCREW THREAD	3-PC FREE FLOW 3T	3-PC CPM9V 3W	BALL CHECK 3B	LOCKING CHECK RING 3L	4-PC 4A	4-PC FS CARBIDE 4AA	4-PC FS/CR CARBIDE 4AAA	4-PC CERAMIC 4C
1.875"	60	1.125-6 TPI-LH	\$366	\$458	\$412	\$553	\$512	\$712	\$1,012	\$1,063
1.875"	30	1.125-6 TPI-LH	\$366	\$458	\$412	\$553	\$512	\$712	\$1,012	\$1,063
2.25"	30	1.000-8 TPI-LH	\$552	\$690	\$621	\$663	\$614	\$814	\$1,114	\$1,170
2.25"	30	1.000-8 TPI-LH	\$552	\$690	\$621	\$663	\$614	\$814	\$1,114	\$1,170
3.25"	21	2.000-6 TPI-LH	\$696	\$870	\$783	\$1,075	\$995	\$1,228	\$1,577	\$1,656
3.25"	21	1.375-6 TPI-LH	\$696	\$870	\$783	\$1,075	\$995	\$1,228	\$1,577	\$1,656
5.75"		2.750-6 TPI-LH	QUOTE	QUOTE	QUOTE	QUOTE	QUOTE	QUOTE	QUOTE	QUOTE
70MM	15.5	1.125-6 TPI-LH	\$575	\$719	\$647	\$794	\$735	\$963	\$1,305	\$1,370
70MM	45	1.125-6 TPI-LH	\$575	\$719	\$647	\$794	\$735	\$963	\$1,305	\$1,370
90MM	21	1.500-6 TPI-LH	\$760	\$950	\$854	\$1,158	\$1,072	\$1,344	\$1,752	\$1,840
90MM	45	1.500-6 TPI-LH	\$760	\$950	\$854	\$1,158	\$1,072	\$1,344	\$1,752	\$1,840
105MM	20	1.750-6 TPI-LH	\$1,076	QUOTE	QUOTE	\$1,525	\$1,412	\$1,696	\$2,122	\$2,228

NATCO (Continued on Next Page)

© 2009 MOLDERS CHOICE, Inc.



24 Hour Service - 7 Days a week
1-800-809-4623

WebSite: www.molderschoice.com • Email: molders@molderschoice.com

SCREW TIPS

NATCO										
RING DIA.	NOSE ANGLE	SCREW THREAD	3-PC FREE FLOW 3T	3-PC CPM9V 3W	BALL CHECK 3B	LOCKING CHECK RING 3L	4-PC 4A	4-PC FS CARBIDE 4AA	4-PC FS/CR CARBIDE 4AAA	4-PC CERAMIC 4C
120MM	21	2.000-6 TPI-LH	\$1,317	QUOTE	QUOTE	\$1,746	\$1,617	\$1,913	\$2,357	\$2,475
135MM	23	2.250-6 TPI-LH	\$1,495	QUOTE	QUOTE	\$2,086	\$1,932	\$2,240	\$2,702	\$2,837
135MM	23	3.500-6 TPI-LH	\$1,495	QUOTE	QUOTE	\$2,086	\$1,932	\$2,240	\$2,702	\$2,837
NEGRİ BOSSI										
RING DIA.	NOSE ANGLE	SCREW THREAD	3-PC FREE FLOW 3T	3-PC CPM9V 3W	BALL CHECK 3B	LOCKING CHECK RING 3L	4-PC 4A	4-PC FS CARBIDE 4AA	4-PC FS/CR CARBIDE 4AAA	4-PC CERAMIC 4C
22MM	70	M10X1.5-LH	\$316	\$394	N/A	N/A	N/A	N/A	N/A	N/A
28MM	80	M12X1.5-LH	\$316	\$394	\$354	\$377	\$349	\$549	\$849	N/A
30MM	85	M14X1.5-LH	\$316	\$394	\$354	\$377	\$349	\$549	\$849	N/A
32MM	85	.625-11 TPI-LH	\$316	\$394	\$354	\$390	\$361	\$561	\$861	N/A
35MM	90	M16X1.5-LH	\$316	\$394	\$354	\$445	\$412	\$612	\$912	N/A
38MM	75	M16X1.5-LH	\$316	\$394	\$354	\$458	\$424	\$624	\$924	\$970
38MM	84	M16X1.5-LH	\$316	\$394	\$354	\$458	\$424	\$624	\$924	\$970
45MM	30	M22X2.0-LH	\$337	\$421	\$379	\$563	\$505	\$705	\$1,005	\$1,055
45MM	75	M22X2.0-LH	\$337	\$421	\$379	\$563	\$505	\$705	\$1,005	\$1,055
45MM	75	M22X2.0-LH	\$337	\$421	\$379	\$563	\$505	\$705	\$1,005	\$1,055
50MM	30	M22X2.0-LH	\$352	\$439	\$395	\$559	\$518	\$718	\$1,018	\$1,069
60MM	45	M26X2.0-LH	\$539	\$674	\$606	\$674	\$624	\$824	\$1,124	\$1,180
70MM	45	M26X2.0-LH	\$639	\$798	\$718	\$794	\$735	\$963	\$1,305	\$1,370
90MM	60	M40X2.0-LH	\$826	\$1,033	\$929	\$1,158	\$1,072	\$1,344	\$1,752	\$1,840
NETSTAL										
RING DIA.	NOSE ANGLE	SCREW THREAD	3-PC FREE FLOW 3T	3-PC CPM9V 3W	BALL CHECK 3B	LOCKING CHECK RING 3L	4-PC 4A	4-PC FS CARBIDE 4AA	4-PC FS/CR CARBIDE 4AAA	4-PC CERAMIC 4C
18MM	60	M8X1.25-LH	\$316	\$395	N/A	N/A	N/A	N/A	N/A	N/A
28MM	58	M16X1.5-LH	\$316	\$395	\$356	\$377	\$349	\$549	\$849	N/A
32MM	72	M16X2.0-LH	\$316	\$395	\$356	\$390	\$361	\$561	\$861	N/A
35MM	50	M18X2.0-LH	\$316	\$395	\$356	\$445	\$412	\$612	\$912	N/A
40MM	40	M18X2.0-LH	\$316	\$395	\$356	\$445	\$412	\$612	\$912	\$958
40MM	50	M18X2.0-LH	\$316	\$395	\$356	\$482	\$446	\$646	\$946	\$993
40MM	90	M18X2.5-LH	\$316	\$395	\$356	\$482	\$446	\$646	\$946	\$993
40MM	50	M18X2.5-LH	\$316	\$395	\$356	\$482	\$446	\$646	\$946	\$993
45MM	90	M20X2.5-LH	\$337	\$421	\$379	\$546	\$505	\$705	\$1,005	\$1,055
50MM	50	M20X2.0-LH	\$353	\$441	\$397	\$559	\$518	\$719	\$1,018	\$1,069
50MM	52	M20X2.0-LH	\$353	\$441	\$397	\$559	\$518	\$719	\$1,018	\$1,069
55MM	50	M24X2.0-LH	\$442	\$552	\$497	\$643	\$596	\$796	\$1,096	\$1,151
55MM	90	M20X2.0-LH	\$442	\$552	\$497	\$643	\$596	\$796	\$1,096	\$1,151
62MM	45	M24X3.0-LH	\$486	\$608	\$547	\$674	\$624	\$824	\$1,124	\$1,180
70MM	50	M26X2.0-LH	\$596	\$732	\$660	\$794	\$735	\$963	\$1,305	\$1,370
70MM	60	M26X2.0-LH	\$596	\$732	\$660	\$794	\$735	\$963	\$1,305	\$1,370
70MM	70	M26X2.0-LH	\$596	\$732	\$660	\$794	\$735	\$963	\$1,305	\$1,370
90MM	90	M32X2.0-LH	\$621	\$777	\$699	\$1,158	\$1,072	\$1,344	\$1,752	\$1,840

© 2009 MOLDERS CHOICE, Inc.



24 Hour Service - 7 Days a week

1-800-809-4623

 WebSite: www.molderschoice.com • Email: molders@molderschoice.com

SCREW TIPS

X=REQUIRES THREAD ADAPTER

NEW BRITAIN										
RING DIA.	NOSE ANGLE	SCREW THREAD	3-PC FREE FLOW 3T	3-PC CPM9V 3W	BALL CHECK 3B	LOCKING CHECK RING 3L	4-PC 4A	4-PC FS CARBIDE 4AA	4-PC FS/CR CARBIDE 4AAA	4-PC CERAMIC 4C
1.125"	60	.5625-18 TPI-LH								
1.375"	60	.5625-18 TPI-LH	\$316	\$294	\$355	\$377	\$349	\$549	\$849	N/A
1.625"	60	.750-16 TPI-LH	\$373	\$466	\$419	\$496	\$459	\$659	\$959	\$1,007
1.75"	60	.750-16 TPI-LH	\$386	\$482	\$435	\$546	\$505	\$705	\$1,005	\$1,055
2"	60	1.000-8 TPI-LH	\$395	\$494	\$445	\$614	\$568	\$768	\$1,068	\$1,121
2.125"	60	1.000-8 TPI-LH	\$439	\$549	\$494	\$636	\$589	\$789	\$1,089	\$1,143
2.312"	60	1.000-8 TPI-LH	\$599	\$748	\$674	\$676	\$626	\$826	\$1,126	\$1,182
2.5"	60	1.250-8 TPI-LH	\$658	\$823	\$740	\$686	\$635	\$835	\$1,135	\$1,192
2.75"	60	1.375-8 TPI-LH	\$728	\$910	\$818	\$757	\$701	\$929	\$1,270	\$1,334
3.25"	60	1.500-8 TPI-LH	\$826	\$1,033	\$929	\$1,045	\$995	\$1,228	\$1,577	\$1,656
3.25"	60	1.500-8 TPI-LH	\$826	\$1,033	\$929	\$1,045	\$995	\$1,228	\$1,577	\$1,656
3.5"	60	1.750-8-TPI-LH	\$854	\$1,067	\$960	\$1,115	\$1,032	\$1,267	\$1,620	\$1,701
30MM	16	M18X2.5-LH	\$316	\$394	\$356	\$390	\$361	\$561	\$861	N/A
36MM	20	TR20x3.0-LH	\$316	\$394	\$356	\$383	\$361	\$561	\$861	N/A
x 42MM	22	TR27X3.0-LH	\$380	\$475	\$428	\$507	\$469	\$669	\$969	\$1,017
x 45MM	35	TR27X3.0-LH	\$386	\$482	\$435	\$546	\$505	\$705	\$1,005	\$1,055
48MM		TR27X3.0-LH	\$399	\$498	\$449	\$640	\$596	\$796	\$1,096	\$1,055
x 55MM	45	TR35X3.0-LH	\$450	\$563	\$507	\$643	\$596	\$796	\$1,096	\$1,151
58MM	11	TR35X3.0-LH	\$516	\$645	\$581	\$700	\$648	\$874	\$1,213	\$1,274
58MM	51	TR40X3.0-LH	\$516	\$645	\$581	\$700	\$648	\$874	\$1,213	\$1,274
x 65MM	51	TR40X3.0-LH								
70MM	60	TR40X3.0-LH	\$586	\$732	\$660	\$794	\$735	\$963	\$1,305	\$1,370
x 70MM	16	TR40x3.0-LH								
x 82MM	20	TR47X3.0-LH	\$688	\$860	\$744	\$1,065	\$986	\$1,219	\$1,568	\$1,646
NEWBURY										
RING DIA.	NOSE ANGLE	SCREW THREAD	3-PC FREE FLOW 3T	3-PC CPM9V 3W	BALL CHECK 3B	LOCKING CHECK RING 3L	4-PC 4A	4-PC FS CARBIDE 4AA	4-PC FS/CR CARBIDE 4AAA	4-PC CERAMIC 4C
1"	150	.500-13 TPI-LH	\$316	\$394	\$355	\$377	\$349	\$549	\$849	N/A
1"	45	.500-13 TPI-LH	\$316	\$394	\$355	\$377	\$349	\$549	\$849	N/A
1.125"	120	.625-11 TPI- LH	\$316	\$394	\$355	\$377	\$349	\$549	\$849	N/A
1.25"	150	.625-11 TPI-LH	\$316	\$394	\$355	\$390	\$361	\$561	\$861	N/A
1.25"	60	.625-11 TPI-LH	\$316	\$394	\$355	\$390	\$361	\$561	\$861	N/A
1.375"	60	.625-11 TPI-LH	\$316	\$394	\$355	\$400	\$371	\$571	\$871	N/A
1.375"	120	.625-11 TPI-LH	\$316	\$394	\$355	\$400	\$371	\$571	\$871	N/A
1.5"	42	.750-10 TPI-LH	\$316	\$394	\$355	\$458	\$424	\$624	\$924	\$970
1.5"	45	.750-10 TPI-LH	\$316	\$394	\$355	\$458	\$424	\$624	\$924	\$970
1.5"	150	.750-10 TPI-LH	\$316	\$394	\$355	\$458	\$424	\$624	\$924	\$970
1.5"	60	.750-10 TPI-LH	\$316	\$394	\$355	\$458	\$424	\$624	\$924	\$970
1.75"	60	.875-9 TPI-LH	\$338	\$422	\$380	\$546	\$505	\$705	\$1,005	\$1,055
1.75"	120	.875-9 TPI-LH	\$338	\$422	\$380	\$546	\$505	\$705	\$1,005	\$1,055
2"	60	1.000-8 TPI-LH	\$352	\$440	\$396	\$614	\$568	\$768	\$1,068	\$1,121
2"	150	1.000-8 TPI-LH	\$352	\$440	\$396	\$614	\$568	\$768	\$1,068	\$1,121
2.25"	60	1.000-8 TPI-LH	\$429	\$536	\$482	\$663	\$614	\$814	\$1,114	\$1,175
2.5"	60	1.000-8 TPI-LH	\$505	\$631	\$569	\$686	\$635	\$835	\$1,135	\$1,192
3"	60	1.750-5 TPI-LH	\$572	\$715	\$644	\$830	\$768	\$998	\$1,344	\$1,411
3"	60	1.750-5 TPI-LH	\$572	\$715	\$644	\$830	\$768	\$998	\$1,344	\$1,411

© 2009 MOLDERS CHOICE, Inc.



24 Hour Service - 7 Days a week

1-800-809-4623

WebSite: www.molderschoice.com • Email: molders@molderschoice.com

SCREW TIPS

X=REQUIRES THREAD ADAPTER

NIGATA										
RING DIA.	NOSE ANGLE	SCREW THREAD	3-PC FREE FLOW 3T	3-PC CPM9V 3W	BALL CHECK 3B	LOCKING CHECK RING 3L	4-PC 4A	4-PC FS CARBIDE 4AA	4-PC FS/CR CARBIDE 4AAA	4-PC CERAMIC 4C
18MM		M8X.75-LH	\$316	\$395	\$356	\$377	\$349	N/A	N/A	N/A
25MM	38	M12X1.0-LH	\$316	\$395	\$356	\$377	\$349	\$549	\$849	N/A
25MM	70	M12X1.0-LH	\$316	\$395	\$356	\$377	\$349	\$549	\$849	N/A
30MM	70	M16X1.5-LH	\$316	\$395	\$356	\$377	\$349	\$549	\$849	\$891
x 70MM	70	M16X1.5-LH	\$316	\$395	\$356	\$377	\$349	\$549	\$849	\$891
35MM	70	M18X2.5-LH	\$316	\$395	\$356	\$445	\$412	\$612	\$912	\$958
40MM	70	M20X2.5-LH	\$316	\$395	\$356	\$482	\$446	\$646	\$946	\$993
45MM	70	M24X3.0-LH	\$360	\$449	\$404	\$546	\$505	\$705	\$1,005	\$1,055
45MM	30	M24X3.0-LH	\$360	\$449	\$404	\$546	\$505	\$705	\$1,005	\$1,055
45MM	32	M24X3.0-LH	\$360	\$449	\$404	\$546	\$505	\$705	\$1,005	\$1,055
52MM	70	M27X3.0-LH	\$414	\$517	\$466	\$621	\$575	\$775	\$1,075	\$1,129
60MM	70	M30X3.5-LH	\$532	\$665	\$596	\$674	\$624	\$824	\$1,124	\$1,180
68MM	37	M36X3.0-LH	\$592	\$746	\$666	\$727	\$673	\$900	\$1,241	\$1,303
68MM	70	M36X3.0-LH	\$592	\$746	\$666	\$727	\$673	\$900	\$1,241	\$1,303
x 76MM	40	M42X3.0-LH	\$663	\$828	\$745	\$829	\$767	\$997	\$1,343	\$1,410
x 76MM	70	M42X3.0-LH	\$663	\$828	\$745	\$829	\$767	\$997	\$1,343	\$1,410
76MM	60	M30X3.0-LH	\$663	\$828	\$745	\$829	\$767	\$997	\$1,343	\$1,410
82MM	60	M42X3.0-LH	\$716	\$895	\$805	\$1,030	\$954	\$1,186	\$1,534	\$1,611
x 86MM	40	M48X3.0-LH	\$745	\$991	\$891	\$1,096	\$1,015	\$1,249	\$1,601	\$1,681
90MM	50	M48X3.0-LH	\$812	\$1,014	\$913	\$1,158	\$1,072	\$1,344	\$1,752	\$1,840
90MM	54	M48X3.0-LH	\$812	\$1,014	\$913	\$1,158	\$1,072	\$1,344	\$1,752	\$1,840
100MM	30	1.375-8 TPI-LH	\$1,131	QUOTE	QUOTE	\$1,277	\$1,182	\$1,462	\$1,882	\$1,976
NISSEI										
RING DIA.	NOSE ANGLE	SCREW THREAD	3-PC FREE FLOW 3T	3-PC CPM9V 3W	BALL CHECK 3B	LOCKING CHECK RING 3L	4-PC 4A	4-PC FS CARBIDE 4AA	4-PC FS/CR CARBIDE 4AAA	4-PC CERAMIC 4C
14MM	32	M7X.75-LH	\$336	\$421	\$379	\$377	N/A	N/A	N/A	N/A
16MM	20	M9X1.0-LH	\$336	\$421	\$379	\$377	N/A	N/A	N/A	N/A
19MM	30	M10X1.5-LH	\$336	\$421	\$379	\$377	N/A	N/A	N/A	N/A
22MM	60	TR12X2.0-LH	\$336	\$421	\$379	\$377	\$349	\$549	\$849	N/A
22MM	60	TR12X2.0-LH	\$336	\$421	\$379	\$377	\$349	\$549	\$849	N/A
26MM	60	TR14X2.0-LH	\$336	\$421	\$379	\$377	\$349	\$549	\$849	N/A
28MM	40	TR14X2.0-LH	\$336	\$421	\$379	\$377	\$349	\$549	\$849	N/A
30MM	60	TR16X2.0-LH	\$336	\$421	\$379	\$377	\$349	\$549	\$849	N/A
30MM	30	M16X2.0-LH	\$336	\$421	\$379	\$377	\$349	\$549	\$849	N/A
32MM	40	TR18X2.0-LH	\$336	\$421	\$379	\$390	\$361	\$561	\$861	N/A
32MM	40	M16X2.0-LH	\$336	\$421	\$379	\$390	\$361	\$561	\$861	N/A
36MM	40	TR20X2.0-LH	\$336	\$421	\$379	\$448	\$415	\$615	\$915	N/A
38MM	40	TR22X3.0-LH	\$336	\$421	\$379	\$458	\$424	\$624	\$924	N/A
x 40MM	40	TR24X3.0-LH	\$336	\$421	\$379	\$482	\$446	\$646	\$946	N/A
x 42MM	50	TR24X3.0-LH	\$346	\$433	\$389	\$507	\$469	\$669	\$969	\$1,017
44MM	40	TR26X3.0-LH	\$360	\$449	\$404	\$546	\$469	\$669	\$969	\$1,017
44MM	40	TR26X3.0-LH	\$360	\$449	\$404	\$546	\$469	\$669	\$969	\$1,017
44MM	40	TR26X3.0-LH	\$360	\$449	\$404	\$546	\$469	\$669	\$969	\$1,017
x 45MM	40	TR26X3.0-LH	\$360	\$449	\$404	\$546	\$505	\$705	\$1,005	\$1,055
x 48MM	50	TR28X3.0-LH	\$360	\$449	\$404	\$555	\$514	\$715	\$1,014	\$1,064

NISSEI (Continued on Next Page)

© 2009 MOLDERS CHOICE, Inc.



24 Hour Service - 7 Days a week
1-800-809-4623

WebSite: www.molderschoice.com • Email: molders@molderschoice.com

SCREW TIPS

X=REQUIRES THREAD ADAPTER

NISSEI			NISSIE							
RING DIA.	NOSE ANGLE	SCREW THREAD	3-PC FREE FLOW 3T	3-PC CPM9V 3W	BALL CHECK 3B	LOCKING CHECK RING 3L	4-PC 4A	4-PC FS CARBIDE 4AA	4-PC FS/CR CARBIDE 4AAA	4-PC CERAMIC 4C
50MM	40	M27X3.0-LH	\$387	\$484	\$436	\$559	\$518	\$718	\$1,018	\$1,069
50MM	40	TR28X3.0-LH	\$387	\$484	\$436	\$559	\$518	\$718	\$1,018	\$1,069
x 54MM	18	1.181-08 TPI-LH	\$414	\$517	\$466	\$636	\$589	\$789	\$1,089	\$1,143
54MM	40	TR32X3.0-LH	\$454	\$659	\$512	\$653	\$604	\$804	\$1,104	\$1,159
x 56MM	40	TR32X3.0-LH	\$454	\$659	\$512	\$653	\$604	\$804	\$1,104	\$1,159
x 58MM	40	TR36X3.0-LH	\$479	\$598	\$539	\$666	\$617	\$817	\$1,117	\$1,173
x 63MM	40	TR36X3.0-LH	\$538	\$674	\$607	\$684	\$633	\$833	\$1,133	\$1,190
x 64MM	40	TR40X3.0-LH	\$552	\$690	\$621	\$690	\$639	\$839	\$1,139	\$1,196
71MM	40	TR44X3.0-LH	\$578	\$721	\$650	\$799	\$740	\$968	\$1,311	\$1,377
71MM	40	TR44X3.0-LH	\$578	\$721	\$650	\$799	\$740	\$968	\$1,311	\$1,377
x 72MM	40	TR44X3.0-LH	\$635	\$793	\$714	\$806	\$746	\$975	\$1,318	\$1,384
x 75MM	40	TR44X3.0-LH	\$673	\$842	\$757	\$822	\$761	\$991	\$1,336	\$1,403
78MM	40	M42X2.0-LH	\$673	\$842	\$757	\$822	\$761	\$991	\$1,336	\$1,403
x 80MM	40	TR48X3.0LH	\$741	\$926	\$834	\$1,030	\$954	\$1,186	\$1,534	\$1,611
x 84MM	40	TR52X3.0-LH	\$793	\$991	\$892	\$1,083	\$1,003	\$1,237	\$1,587	\$1,666
x 90MM	40	TR55X3.0-LH	\$877	\$1,096	\$986	\$1,158	\$1,072	\$1,344	\$1,752	\$1,840
x 100MM	40	TR65X3.0-LH	\$1,100	QUOTE	QUOTE	\$1,277	\$1,182	\$1,462	\$1,882	\$1,976
x 112MM	40	TR65X3.0-LH	\$1,282	QUOTE	QUOTE	\$1,620	\$1,500	\$1,590	\$2,224	\$2,335
x 125MM	40	TR75X4.0-LH	\$1,595	QUOTE	QUOTE	\$1,865	\$1,727	\$2,027	\$2,477	\$2,601
140MM	40	2.250-06 TPI-LH	QUOTE	QUOTE	QUOTE	\$2,198	\$2,035	\$2,347	\$2,815	\$2,956
NISSEN			NISSIE							
RING DIA.	NOSE ANGLE	SCREW THREAD	3-PC FREE FLOW 3T	3-PC CPM9V 3W	BALL CHECK 3B	LOCKING CHECK RING 3L	4-PC 4A	4-PC FS CARBIDE 4AA	4-PC FS/CR CARBIDE 4AAA	4-PC CERAMIC 4C
40MM	30	.875-14 TPI-LH	\$336	\$421	\$379	\$482	\$446	\$646	\$946	\$993
45MM	30	M22X2.0-LH	\$360	\$449	\$404	\$546	\$505	\$705	\$1,005	\$1,055
45MM	40	.875-14 TPI-LH	\$360	\$449	\$404	\$546	\$505	\$705	\$1,005	\$1,055
50MM	30	1.000-12 TPI-LH	\$387	\$484	\$436	\$559	\$518	\$718	\$1,018	\$1,069
50MM	30	1.000-12 TPI-LH	\$387	\$484	\$436	\$559	\$518	\$718	\$1,018	\$1,069
56MM	40	1.000-12 TPI-LH	\$425	\$532	\$480	\$668	\$614	\$814	\$1,114	\$1,170
REED			NISSIE							
RING DIA.	NOSE ANGLE	SCREW THREAD	3-PC FREE FLOW 3T	3-PC CPM9V 3W	BALL CHECK 3B	LOCKING CHECK RING 3L	4-PC 4A	4-PC FS CARBIDE 4AA	4-PC FS/CR CARBIDE 4AAA	4-PC CERAMIC 4C
1"			\$316	\$395	\$356	\$401	\$371	\$571	\$871	N/A
1.125"			\$316	\$395	\$356	\$401	\$371	\$571	\$871	N/A
1.375"		.625-11 TPI-LH	\$316	\$395	\$356	\$401	\$371	\$571	\$871	N/A
1.5"	45	.750-10 TPI-LH	\$316	\$394	\$354	\$458	\$424	\$624	\$924	\$970
1.625"-TE	120	.875-9 TPI-LH	\$316	\$394	\$354	\$496	\$459	\$659	\$959	\$1,007
1.625"	30	.750-10 TPI-LH	\$316	\$394	\$354	\$496	\$459	\$659	\$959	\$1,007
1.625"-TG	30	.875-9 TPI-LH	\$316	\$394	\$354	\$496	\$459	\$659	\$959	\$1,007
1.625"	60	.875-09 TPI-LH	\$316	\$394	\$354	\$496	\$459	\$659	\$959	\$1,007
1.75"-TD	45	.750-10 TPI-LH	\$337	\$421	\$380	\$546	\$505	\$705	\$1,005	\$1,055
2"-TE	120	1.000-8 TPI-LH	\$338	\$423	\$380	\$614	\$568	\$768	\$1,068	\$1,121
2"	60	1.000-8 TPI-LH	\$338	\$423	\$380	\$614	\$568	\$768	\$1,068	\$1,121
2"	45	1.000-8 TPI-LH	\$338	\$423	\$380	\$614	\$568	\$768	\$1,068	\$1,121

REED (Continued on Next Page)

© 2009 MOLDERS CHOICE, Inc.



24 Hour Service - 7 Days a week

1-800-809-4623

WebSite: www.molderschoice.com • Email: molders@molderschoice.com

SCREW TIPS

X=REQUIRES THREAD ADAPTER

REED										
RING DIA.	NOSE ANGLE	SCREW THREAD	3-PC FREE FLOW 3T	3-PC CPM9V 3W	BALL CHECK 3B	LOCKING CHECK RING 3L	4-PC 4A	4-PC FS CARBIDE 4AA	4-PC FS/CR CARBIDE 4AAA	4-PC CERAMIC 4C
2.125"	60	1.000-8 TPI-LH	\$406	\$507	\$457	\$636	\$589	\$789	\$1,089	\$1,143
2.5"-TE	120	1.250-8 TPI-LH	\$507	\$634	\$570	\$686	\$635	\$835	\$1,135	\$1,192
2.5"-TG/TU	60	1.250-8 TPI-LH	\$507	\$634	\$570	\$686	\$635	\$835	\$1,135	\$1,192
2.5"-TD	45	1.250-8 TPI-LH	\$507	\$634	\$570	\$686	\$635	\$835	\$1,135	\$1,192
2.5"	20	1.250-8 TPI-LH	\$507	\$634	\$570	\$686	\$635	\$835	\$1,135	\$1,192
2.5"-TVS	45	1.125-12 TPI-LH	\$507	\$634	\$570	\$686	\$635	\$835	\$1,135	\$1,192
2.5"	120	1.125-12 TPI-LH	\$507	\$634	\$570	\$686	\$635	\$835	\$1,135	\$1,192
3"-TE	120	1.375-8 TPI-LH	\$590	\$737	\$663	\$830	\$768	\$998	\$1,344	\$1,411
3"-TG	60	1.375-8 TPI-LH	\$590	\$737	\$663	\$830	\$768	\$998	\$1,344	\$1,411
3"-TD	45	1.375-8 TPI-LH	\$590	\$737	\$663	\$830	\$768	\$998	\$1,344	\$1,411
3"	20	1.375-8 TPI-LH	\$590	\$737	\$663	\$830	\$768	\$998	\$1,344	\$1,411
3"	30	1.375-8 TPI-LH	\$590	\$737	\$663	\$830	\$768	\$998	\$1,344	\$1,411
3.375"-TG	60	1.625-8 TPI-LH	\$743	\$928	\$835	\$1,096	\$1,015	\$1,249	\$1,600	\$1,680
3.375"-TD	45	1.625-8 TPI-LH	\$743	\$928	\$835	\$1,096	\$1,015	\$1,249	\$1,600	\$1,680
3.75"-TE	120	1.875—8 TPI-LH	\$824	\$1,030	\$928	\$1,184	\$1,097	\$1,381	\$1,787	\$1,877
3.75"-TG	60	1.875-8 TPI-LH	\$824	\$1,030	\$928	\$1,184	\$1,097	\$1,381	\$1,787	\$1,877
3.75"-TD	45	1.875-8 TPI-LH	\$824	\$1,030	\$928	\$1,184	\$1,097	\$1,381	\$1,787	\$1,877
3.75"	20	1.875-8 TPI-LH	\$824	\$1,030	\$928	\$1,184	\$1,097	\$1,381	\$1,787	\$1,877
4.125"	60	2.250-8 TPI-LH	\$997	QUOTE	QUOTE	\$1,510	\$1,398	\$1,682	\$2,108	\$2,213
4.125"	45	2.250-8 TPI-LH	\$997	QUOTE	QUOTE	\$1,510	\$1,398	\$1,682	\$2,108	\$2,213
4.25"	50	2.000-8 TPI-LH	\$997	QUOTE	QUOTE	\$1,562	\$1,446	\$1,732	\$2,160	\$2,268
4.5"-TG	60	2.500-8 TPI-LH	\$1,090	QUOTE	QUOTE	\$1,652	\$1,530	\$1,821	\$2,258	\$2,371
x 4.75"	120	2.750-8 TPI-LH	\$1,197	QUOTE	QUOTE	\$1,761	\$1,631	\$1,927	\$2,371	\$2,490
4.75"	60	2.125-8 TPI-LH	\$1,197	QUOTE	QUOTE	\$1,761	\$1,631	\$1,927	\$2,371	\$2,490
5"	60	2.750-8 TPI-LH	QUOTE	QUOTE	QUOTE	\$1,912	\$1,770	\$2,072	\$2,524	\$2,650
31MM	30	.625-11 TPI-LH	\$316	\$394	\$354	\$383	\$355	\$555	\$855	\$898
80MM		1.625-6 TPI-LH	\$648	\$810	\$729	\$1,030	\$954	\$1,186	\$1,534	\$1,611
85MM	50	1.750-5 TPI-LH	\$743	\$928	\$835	\$1,091	\$1,010	\$1,244	\$1,595	\$1,675
SANDRETTO										
RING DIA.	NOSE ANGLE	SCREW THREAD	3-PC FREE FLOW 3T	3-PC CPM9V 3W	BALL CHECK 3B	LOCKING CHECK RING 3L	4-PC 4A	4-PC FS CARBIDE 4AA	4-PC FS/CR CARBIDE 4AAA	4-PC CERAMIC 4C
24MM-#8	40	M10X1.5-LH	\$316	\$395	\$356	\$377	\$349	\$549	\$849	N/A
28MM	45	M12X1.75-LH	\$316	\$395	\$356	\$377	\$349	\$549	\$849	N/A
30MM-#8	40	M12X1.75-LH	\$316	\$395	\$356	\$377	\$349	\$549	\$849	N/A
32MM	20	M14X2.0LH	\$316	\$395	\$356	\$377	\$349	\$549	\$849	N/A
35MM-#8	40	M14X2.0-LH	\$316	\$394	\$356	\$445	\$412	\$612	\$912	N/A
40MM	30	M18X2.5-LH	\$329	\$412	\$371	\$482	\$446	\$646	\$946	\$993
40MM#8(125T)	40	M16X2.0LH	\$329	\$412	\$371	\$482	\$446	\$646	\$946	\$993
40MM#8(85T)	30	M18X2.5-LH	\$329	\$412	\$371	\$482	\$446	\$646	\$946	\$993
45MM-#7	30	M20X2.5-LH	\$338	\$423	\$380	\$546	\$505	\$705	\$1,005	\$1,055
45MM-#8	40	M20X2.5-LH	\$338	\$423	\$380	\$546	\$505	\$705	\$1,005	\$1,055
50MM	30	M24X3.0-LH	\$352	\$439	\$395	\$559	\$518	\$718	\$1,018	\$1,069
50MM-#8	40	M24X3.0-LH	\$352	\$439	\$395	\$559	\$518	\$718	\$1,018	\$1,069
55MM-#7	30	M27X3.0-LH	\$414	\$517	\$466	\$643	\$596	\$796	\$1,096	\$1,151
55MM-#8	40	M27X3.0-LH	\$414	\$517	\$466	\$643	\$596	\$796	\$1,096	\$1,151

SANDRETTO (Continued on Next Page)

© 2009 MOLDERS CHOICE, Inc.



24 Hour Service - 7 Days a week
1-800-809-4623

WebSite: www.molderschoice.com • Email: molders@molderschoice.com

SCREW TIPS

SANDRETTO										
RING DIA.	NOSE ANGLE	SCREW THREAD	3-PC FREE FLOW 3T	3-PC CPM9V 3W	BALL CHECK 3B	LOCKING CHECK RING 3L	4-PC 4A	4-PC FS CARBIDE 4AA	4-PC FS/CR CARBIDE 4AAA	4-PC CERAMIC 4C
60MM	30	M30X3.5-LH	\$473	\$591	\$532	\$674	\$624	\$824	\$1,124	\$1,180
65MM	40	M30X3.5-LH	\$516	\$645	\$581	\$700	\$648	\$874	\$1,213	\$1,274
70MM-#7	38	M33X3.5-LH	\$580	\$725	\$653	\$794	\$735	\$963	\$1,305	\$1,370
75MM-#8	40	M33X3.5-LH	\$661	\$827	\$744	\$830	\$768	\$1,977	\$1,344	\$1,411
80MM-#8	40	M36X4.0-LH	\$716	\$895	\$805	\$1,030	\$954	\$1,186	\$1,534	\$1,611
80MM	30	M36X4.0-LH	\$716	\$895	\$805	\$1,030	\$954	\$1,186	\$1,534	\$1,611
80MM	26	M36X4.0-LH	\$716	\$895	\$805	\$1,030	\$954	\$1,186	\$1,534	\$1,611
90MM	30	M39X4.0-LH	\$780	\$975	\$877	\$1,158	\$1,072	\$1,344	\$1,752	\$1,840
90MM	40	M39X4.0-LH	\$780	\$975	\$877	\$1,158	\$1,072	\$1,344	\$1,752	\$1,840
90MM	30	M39X4.0-LH	\$780	\$975	\$877	\$1,158	\$1,072	\$1,344	\$1,752	\$1,840
105MM	30	M42X4.5-LH	\$978	QUOTE	QUOTE	\$1,525	\$1,412	\$1,696	\$2,122	\$2,228
105MM	40	M42X4.5-LH	\$978	QUOTE	QUOTE	\$1,525	\$1,412	\$1,696	\$2,122	\$2,228
120MM	33	M48X5.0-LH	\$1,165	QUOTE	QUOTE	\$1,746	\$1,617	\$1,913	\$2,357	\$2,475
120MM	60	2.000-06 TPI-LH	\$1,165	QUOTE	QUOTE	\$1,746	\$1,617	\$1,913	\$2,357	\$2,475
135MM	70	M56X5.5-LH	\$1,462	QUOTE	QUOTE	\$2,087	\$1,932	\$2,240	\$2,702	\$2,837
135MM	36	M56X5.5-LH	\$1,462	QUOTE	QUOTE	\$2,087	\$1,932	\$2,240	\$2,702	\$2,837
SHINWA SEIKI										
RING DIA.	NOSE ANGLE	SCREW THREAD	3-PC FREE FLOW 3T	3-PC CPM9V 3W	BALL CHECK 3B	LOCKING CHECK RING 3L	4-PC 4A	4-PC FS CARBIDE 4AA	4-PC FS/CR CARBIDE 4AAA	4-PC CERAMIC 4C
18MM	30	M8X1.25-LH	\$316	\$394	N/A	N/A	\$349	\$549	\$849	N/A
22MM	30	M10X1.5-LH	\$316	\$394	\$356	\$377	\$349	\$549	\$849	N/A
24MM	36	M10X1.5-LH	\$316	\$394	\$356	\$377	\$349	\$549	\$849	N/A
24MM-S070	36	M12X1.75-LH	\$316	\$394	\$356	\$377	\$349	\$549	\$849	N/A
25MM	36	M10X1.5-LH	\$316	\$394	\$356	\$377	\$349	\$549	\$849	N/A
25MM	34	M10X1.5-LH	\$316	\$394	\$356	\$377	\$349	\$549	\$849	N/A
28MM	42	M12X1.5-LH	\$316	\$394	\$356	\$377	\$349	\$549	\$849	N/A
28MM-S070	36	M12X1.75-LH	\$316	\$394	\$356	\$377	\$349	\$549	\$849	N/A
28MM	42	M16X1.5-LH	\$316	\$394	\$356	\$377	\$349	\$549	\$849	N/A
32MM	42	M16X1.5-LH	\$316	\$394	\$356	\$390	\$361	\$561	\$861	N/A
32MM-S070	36	M16X2.0-LH	\$316	\$394	\$356	\$390	\$361	\$561	\$861	N/A
35MM	36	M18X2.5-LH	\$316	\$394	\$356	\$390	\$361	\$561	\$861	N/A
35MM	52	M18X2.5-LH	\$316	\$394	\$356	\$390	\$361	\$561	\$861	N/A
35MM	60	M18X2.5-LH	\$316	\$394	\$356	\$445	\$412	\$612	\$912	N/A
36MM-S070	36	M16X2.0-LH	\$316	\$394	\$355	\$448	\$415	\$615	\$915	N/A
40MM-S080	60	M20X2.5-LH	\$316	\$394	\$355	\$482	\$446	\$646	\$946	\$993
40MM	36	M24X3.0-LH	\$316	\$394	\$355	\$482	\$446	\$646	\$946	\$993
40MM-S110	36	M20X2.5-LH	\$316	\$394	\$355	\$482	\$446	\$646	\$946	\$993
45MM-S110	36	M24X3.0-LH	\$337	\$421	\$380	\$546	\$505	\$705	\$1,005	\$1,055
45MM	60	M24X3.0-LH	\$337	\$421	\$380	\$546	\$505	\$705	\$1,005	\$1,055
45MM	50	M24X3.0-LH	\$337	\$421	\$380	\$546	\$505	\$705	\$1,005	\$1,055
45MM	52	M24X3.0-LH	\$337	\$421	\$380	\$546	\$505	\$705	\$1,005	\$1,055
50MM-S150	36	M30X3.5-LH	\$389	\$488	\$439	\$559	\$518	\$718	\$1,018	\$1,069
50MM	60	M27X3.0-LH	\$389	\$488	\$439	\$559	\$518	\$718	\$1,018	\$1,069
50MM	50	M27X3.0-LH	\$389	\$488	\$439	\$559	\$518	\$718	\$1,018	\$1,069
50MM	52	M27X3.0-LH	\$389	\$488	\$439	\$559	\$518	\$718	\$1,018	\$1,069

SHINWA SEIKI (Continued on Next Page)

© 2009 MOLDERS CHOICE, Inc.



24 Hour Service - 7 Days a week
1-800-809-4623
 WebSite: www.molderschoice.com • Email: molders@molderschoice.com

SCREW TIPS

SHINWA SEIKI										
RING DIA.	NOSE ANGLE	SCREW THREAD	3-PC FREE FLOW 3T	3-PC CPMGV 3W	BALL CHECK 3B	LOCKING CHECK RING 3L	4-PC 4A	4-PC FS CARBIDE 4AA	4-PC FS/CR CARBIDE 4AAA	4-PC CERAMIC 4C
55MM-S150	36	M30X3.5-LH	\$426	\$532	\$479	\$643	\$596	\$796	\$1,096	\$1,151
55MM	52	M30X3.5-LH	\$426	\$532	\$479	\$643	\$596	\$796	\$1,096	\$1,151
55MM	60	M30X3.5-LH	\$426	\$532	\$479	\$643	\$596	\$796	\$1,096	\$1,151
60MM	60	M36X3.0-LH	\$495	\$618	\$557	\$674	\$624	\$824	\$1,124	\$1,180
60MM	52	M36X3.0-LH	\$495	\$618	\$557	\$674	\$624	\$824	\$1,124	\$1,180
60MM-S190	36	M36X4.0-LH	\$495	\$618	\$557	\$674	\$624	\$924	\$1,124	\$1,180
65MM-S230	36	M36X3.0-LH	\$516	\$645	\$581	\$700	\$648	\$874	\$1,213	\$1,274
65MM	52	M36X3.0-LH	\$516	\$645	\$581	\$700	\$648	\$874	\$1,213	\$1,274
65MM	60	M36X3.0-LH	\$516	\$645	\$581	\$700	\$648	\$874	\$1,213	\$1,274
70MM	36	M40X3.0-LH	\$586	\$731	\$659	\$794	\$735	\$963	\$1,305	\$1,370
70MM-S230	36	M42X4.5-LH	\$586	\$731	\$659	\$794	\$735	\$963	\$1,305	\$1,370
70MM	52	M40X3.0-LH	\$586	\$731	\$659	\$794	\$735	\$963	\$1,305	\$1,370
70MM	60	M40X3.0-LH	\$586	\$731	\$659	\$794	\$735	\$963	\$1,305	\$1,370
75MM-S275	36	M42X4.5-LH	\$661	\$827	\$744	\$822	\$761	\$991	\$1,336	\$1,403
80MM-S275	36	M40X3.0-LH	\$741	\$926	\$834	\$1,030	\$954	\$1,186	\$1,534	\$1,611
80MM-S275	36	M45X4.5-LH	\$741	\$926	\$834	\$1,030	\$954	\$1,186	\$1,534	\$1,611
90MM	36	M45X3.0-LH	\$826	\$1,033	\$929	\$1,158	\$1,072	\$1,344	\$1,732	\$1,840
SUMITOMO										
RING DIA.	NOSE ANGLE	SCREW THREAD	3-PC FREE FLOW 3T	3-PC CPMGV 3W	BALL CHECK 3B	LOCKING CHECK RING 3L	4-PC 4A	4-PC FS CARBIDE 4AA	4-PC FS/CR CARBIDE 4AAA	4-PC CERAMIC 4C
16MM	70	M8X1.0-LH	\$316	\$394	N/A	N/A	N/A	N/A	N/A	N/A
18MM	60	M9X1.0-LH	\$316	\$394	N/A	N/A	N/A	N/A	N/A	N/A
20MM	30	M10X1.25-LH	\$316	\$394	\$355	\$377	\$349	N/A	N/A	N/A
20MM	60	M10X1.25-LH	\$316	\$394	\$355	\$377	\$349	N/A	N/A	N/A
22MM	60	M10X1.25-LH	\$316	\$394	\$355	\$377	\$349	N/A	N/A	N/A
25MM	60	M12X1.5-LH	\$316	\$394	\$355	\$377	\$349	N/A	N/A	N/A
28MM	60	M12X1.5-LH	\$316	\$394	\$355	\$377	\$349	\$549	\$849	N/A
28MM	60	M16X1.5-LH	\$316	\$394	\$355	\$377	\$349	\$549	\$849	N/A
32MM	60	M16X1.5-LH	\$316	\$394	\$355	\$390	\$361	\$561	\$861	N/A
36MM	60	M16X1.5-LH	\$316	\$394	\$355	\$448	\$415	\$615	\$915	N/A
36MM	60	M18X2.0-LH	\$316	\$394	\$355	\$448	\$415	\$615	\$915	N/A
40MM	60	M20X2.0-LH	\$316	\$394	\$355	\$482	\$446	\$646	\$946	\$993
40MM	60	M22X2.0-LH	\$316	\$394	\$355	\$482	\$446	\$646	\$946	\$993
45MM	60	M20X2.0-LH	\$374	\$468	\$421	\$546	\$505	\$705	\$1,005	\$1,055
45MM	60	M24X2.0-LH	\$374	\$468	\$421	\$546	\$505	\$705	\$1,005	\$1,055
45MM	60	M27X2.0-LH	\$374	\$468	\$421	\$546	\$505	\$705	\$1,005	\$1,055
50MM	60	M24X2.0-LH	\$390	\$487	\$439	\$559	\$518	\$718	\$1,018	\$1,069
50MM	30	M24X2.0-LH	\$390	\$487	\$439	\$559	\$518	\$718	\$1,018	\$1,069
56MM	60	M24X2.0-LH	\$451	\$564	\$508	\$643	\$596	\$796	\$1,096	\$1,151
63MM	60	M33X3.0-LH	\$506	\$632	\$569	\$684	\$633	\$833	\$1,133	\$1,190
71MM	60	M33.3.0-LH	\$592	\$740	\$666	\$799	\$740	\$968	\$1,311	\$1,377
80MM	60	M40X3.0-LH	\$716	\$895	\$805	\$1,030	\$954	\$1,186	\$1,534	\$1,611
90MM	60	M52X4.0-LH	\$780	\$975	\$877	\$1,158	\$1,072	\$1,308	\$1,662	\$1,745
90MM	60	M45X4.0-LH	\$780	\$975	\$877	\$1,158	\$1,072	\$1,308	\$1,662	\$1,745
100MM	60	M52X4.0-LH	\$1,031	QUOTE	QUOTE	\$1,525	\$1,412	\$1,696	\$2,122	\$2,222
112MM	60	M56X4.0-LH	\$1,078	QUOTE	QUOTE	\$1,620	\$1,506	\$1,790	\$2,224	\$3,335

© 2009 MOLDERS CHOICE, Inc.



24 Hour Service - 7 Days a week

1-800-809-4623

 WebSite: www.molderschoice.com • Email: molders@molderschoice.com

SCREW TIPS

X=REQUIRES THREAD ADAPTER

TMC			TMC							
RING DIA.	NOSE ANGLE	SCREW THREAD	3-PC FREE FLOW 3T	3-PC CPM9V 3W	BALL CHECK 3B	LOCKING CHECK RING 3L	4-PC 4A	4-PC FS CARBIDE 4AA	4-PC FS/CR CARBIDE 4AAA	4-PC CERAMIC 4C
25MM-E60	30	M12X1.75-LH	\$316	\$395	\$356	\$377	\$349	\$549	\$849	N/A
30MM-E60	30	M16X2.0-LH	\$316	\$395	\$356	\$377	\$349	\$549	\$849	N/A
35MM-E90	30	M18X2.5-LH	\$336	\$421	\$379	\$445	\$412	\$612	\$912	N/A
40MM-3150	30	M20X2.5-LH	\$352	\$437	\$395	\$546	\$505	\$705	\$1,005	\$1,055
40MM-E90	30	M20X2.5-LH	\$352	\$437	\$395	\$546	\$505	\$705	\$1,005	\$1,055
45MM	20	M24X3.0-LH	\$352	\$437	\$395	\$546	\$505	\$705	\$1,005	\$1,055
45MM-E150	30	M24X3.0-LH	\$352	\$437	\$395	\$546	\$505	\$705	\$1,005	\$1,055
50MM-E200	30	M24X3.0-LH	\$375	\$466	\$419	\$559	\$518	\$718	\$1,018	\$1,069
50MM-E150	30	M24X3.0-LH	\$375	\$466	\$419	\$559	\$518	\$718	\$1,018	\$1,069
52MM	60	M27X3.0-LH	\$425	\$557	\$479	\$643	\$596	\$796	\$1,096	\$1,151
55MM-E200	30	M27X3.0-LH	\$425	\$557	\$479	\$643	\$596	\$796	\$1,096	\$1,151
55MM-E250	30	M27X2.0-LH	\$425	\$557	\$479	\$643	\$596	\$796	\$1,096	\$1,151
55MM	25	M27X3.0-LH	\$425	\$557	\$479	\$643	\$596	\$796	\$1,096	\$1,151
55MM	25	M27X3.0-LH	\$425	\$557	\$479	\$643	\$596	\$796	\$1,096	\$1,151
65MM	25	M30X2.0-LH	\$552	\$653	\$587	\$690	\$639	\$839	\$1,139	\$1,196
65MM	30	M30X2.0-LH	\$552	\$653	\$587	\$690	\$639	\$839	\$1,139	\$1,196
70MM	30	M40X2.0-LH	\$593	\$679	\$616	\$794	\$735	\$963	\$1,305	\$1,370
75MM	30	M35X3.0-LH	\$611	\$764	\$687	\$822	\$761	\$991	\$1,336	\$1,403
75MM	30	M40X3.0-LH	\$611	\$764	\$687	\$822	\$761	\$991	\$1,336	\$1,403
75MM-E350	30	M40X3.0-LH	\$611	\$764	\$687	\$822	\$761	\$991	\$1,336	\$1,403
80MM-E500	30	M40X3.0-LH	\$657	\$822	\$739	\$1,064	\$986	\$1,219	\$1,568	\$1,646
80MM-E350	30	M40X3.0-LH	\$657	\$822	\$739	\$1,064	\$986	\$1,219	\$1,568	\$1,646
85MM-E500	30	M40X3.0-LH	\$678	\$848	\$763	\$1,091	\$1,010	\$1,244	\$1,595	\$1,675
90MM	30	TR48X4.0-LH	\$826	\$1,033	\$929	\$1,158	\$1,072	\$1,344	\$1,752	\$1,840
95MM-E500	34	M45X3.0-LH	\$945	QUOTE	QUOTE	\$1,185	\$1,097	\$1,373	\$1,787	\$1,876
95MM-E750	40	M45X3.0-LH	\$945	QUOTE	QUOTE	\$1,185	\$1,097	\$1,373	\$1,787	\$1,876
95MM	30	M55X3.0-LH	\$945	QUOTE	QUOTE	\$1,185	\$1,097	\$1,373	\$1,787	\$1,876
x 100MM	25	M65X3.0-LH	\$1,131	QUOTE	QUOTE	\$1,277	\$1,182	\$1,462	\$1,882	\$1,976
100MM-E750	40	M50X3.0-LH	\$1,131	QUOTE	QUOTE	\$1,277	\$1,182	\$1,462	\$1,882	\$1,976
100MM-A750	45	M50X3.0-LH	\$1,131	QUOTE	QUOTE	\$1,277	\$1,182	\$1,462	\$1,882	\$1,976
110MM-E750	45	M50X3.0-LH	QUOTE	QUOTE	QUOTE	QUOTE	QUOTE	QUOTE	QUOTE	QUOTE
110MM-E750	30	TR60X4.0-LH	QUOTE	QUOTE	QUOTE	QUOTE	QUOTE	QUOTE	QUOTE	QUOTE
120MM-E1000	40	M60X3.0-LH	QUOTE	QUOTE	QUOTE	QUOTE	QUOTE	QUOTE	QUOTE	QUOTE
130MM	60	TR70X4.0-LH	QUOTE	QUOTE	QUOTE	QUOTE	QUOTE	QUOTE	QUOTE	QUOTE
140MM-E1000	48	M60X3.0-LH	QUOTE	QUOTE	QUOTE	QUOTE	QUOTE	QUOTE	QUOTE	QUOTE
TOSHIBA										
RING DIA.	NOSE ANGLE	SCREW THREAD	3-PC FREE FLOW 3T	3-PC CPM9V 3W	BALL CHECK 3B	LOCKING CHECK RING 3L	4-PC 4A	4-PC FS CARBIDE 4AA	4-PC FS/CR CARBIDE 4AAA	4-PC CERAMIC 4C
18MM	50	M8X1.0-LH	\$316	\$394	\$355	\$377	N/A	N/A	N/A	N/A
24MM	90	M12X1.75-LH	\$316	\$394	\$355	\$377	\$349	\$549	\$849	N/A
25MM	30	M12X1.5-LH	\$316	\$394	\$355	\$377	\$349	\$549	\$849	N/A
25MM	60	M12X1.5-LH	\$316	\$394	\$355	\$377	\$349	\$549	\$849	N/A
25MM-ISE-30P	50	M12X1.5-LH	\$316	\$394	\$355	\$377	\$349	\$549	\$849	N/A
28MM-ISE	30	M15X1.5-LH	\$316	\$394	\$355	\$377	\$349	\$549	\$849	N/A
28MM-ISE	50	M15X1.5-LH	\$316	\$394	\$355	\$377	\$349	\$549	\$849	N/A

TOSHIBA (Continued on Next Page)

© 2009 MOLDERS CHOICE, Inc.



24 Hour Service - 7 Days a week
1-800-809-4623

WebSite: www.molderschoice.com • Email: molders@molderschoice.com

SCREW TIPS

X=REQUIRES THREAD ADAPTER

TOSHIBA										
RING DIA.	NOSE ANGLE	SCREW THREAD	3-PC FREE FLOW 3T	3-PC CPM9V 3W	BALL CHECK 3B	LOCKING CHECK RING 3L	4-PC 4A	4-PC FS CARBIDE 4AA	4-PC FS/CR CARBIDE 4AAA	4-PC CERAMIC 4C
28MM-ISE	60	M15X1.5-LH	\$316	\$394	\$355	\$377	\$349	\$549	\$849	N/A
32MM-ISE-60T	50	M18X2.0-LH	\$316	\$394	\$355	\$390	\$361	\$561	\$861	N/A
32MM-ISE-60T	23	M18X2.0-LH	\$316	\$394	\$355	\$390	\$361	\$561	\$861	N/A
32MM	20	M18X2.0-LH	\$316	\$394	\$355	\$390	\$361	\$561	\$861	N/A
32mm	30	M18X2.0-LH	\$316	\$394	\$355	\$390	\$361	\$561	\$861	N/A
32MM	60	M18X2.0-LH	\$316	\$394	\$355	\$390	\$361	\$561	\$861	N/A
36MM-ISF	60	M22X2.0-LH	\$316	\$394	\$355	\$448	\$415	\$615	\$915	N/A
36MM	60	M22X2.0-LH	\$316	\$394	\$355	\$448	\$415	\$615	\$915	N/A
36MM-ISG	23	M22X2.0-LH	\$316	\$394	\$355	\$448	\$415	\$615	\$915	N/A
36MM	20	M22X2.0-LH	\$316	\$394	\$355	\$448	\$415	\$615	\$915	N/A
36MM	23	M22X2.0-LH	\$316	\$394	\$355	\$448	\$415	\$615	\$915	N/A
x 36MM	30	M22X2.0-LH	\$316	\$394	\$355	\$448	\$415	\$615	\$915	N/A
36MM	30	M22X2.0-LH	\$316	\$394	\$355	\$448	\$415	\$615	\$915	N/A
36MM	20	M22X2.0-LH	\$316	\$394	\$355	\$448	\$415	\$615	\$915	N/A
36MM	60	M22X2.0-LH	\$316	\$394	\$355	\$482	\$446	\$646	\$946	N/A
40MM-ISF	60	M22X2.0-LH	\$316	\$394	\$355	\$482	\$446	\$646	\$946	\$993
40MM-ISE	20	M22X2.0-LH	\$316	\$394	\$355	\$482	\$446	\$646	\$946	\$993
40MM	23	M22X2.0-LH	\$316	\$394	\$355	\$482	\$446	\$646	\$946	\$993
40MM-ISI/ISC	30	M22X2.0-LH	\$316	\$394	\$355	\$482	\$446	\$646	\$946	\$993
40MM	60	M22X2.0-LH	\$316	\$394	\$355	\$482	\$446	\$646	\$946	\$993
40MM	\$60	M22X2.0-LH	\$316	\$394	\$355	\$482	\$446	\$646	\$946	\$993
45MM	30	M26X1.5-LH	\$338	\$423	\$380	\$546	\$505	\$705	\$1,005	\$1,055
45MM-ISF	60	M26X1.5-LH	\$338	\$423	\$380	\$546	\$505	\$705	\$1,005	\$1,055
45MM-ISG	60	M26X1.5-LH	\$338	\$423	\$380	\$546	\$505	\$705	\$1,005	\$1,055
45MM	60	M26X1.5-LH	\$338	\$423	\$380	\$546	\$505	\$705	\$1,005	\$1,055
50MM-ISE	20	M28X2.0-LH	\$352	\$439	\$395	\$559	\$518	\$718	\$1,018	\$1,069
50MM-ISI	30	M28X2.0-LH	\$352	\$439	\$395	\$559	\$518	\$718	\$1,018	\$1,069
50MM	23	M28X2.0-LH	\$352	\$439	\$395	\$559	\$518	\$718	\$1,018	\$1,069
50MM-ISE	60	M28X2.0-LH	\$352	\$439	\$395	\$559	\$518	\$718	\$1,018	\$1,069
50MM-ISF/G	60	M28X2.0-LH	\$352	\$439	\$395	\$559	\$518	\$718	\$1,018	\$1,069
50MM	30	M28X2.0-LH	\$352	\$439	\$395	\$559	\$518	\$718	\$1,018	\$1,069
50MM	30	M28X2.0-LH	\$352	\$439	\$395	\$559	\$518	\$718	\$1,018	\$1,069
55MM-ISI	30	M28X2.0-LH	\$399	\$498	\$449	\$644	\$596	\$796	\$1,096	\$1,151
55MM	23	M28X2.0-LH	\$399	\$498	\$449	\$644	\$596	\$796	\$1,096	\$1,151
55MM-ISF	60	M28X2.0-LH	\$399	\$498	\$449	\$644	\$596	\$796	\$1,096	\$1,151
55MM-ISG	60	M28X2.0-LH	\$399	\$498	\$449	\$644	\$596	\$796	\$1,096	\$1,151
55MM	60	M28X2.0-LH	\$399	\$498	\$449	\$644	\$596	\$796	\$1,096	\$1,151
60MM	20	M28X2.0-LH	\$473	\$591	\$532	\$674	\$624	\$824	\$1,124	\$1,180
60MM-ISF	60	M28X2.0-LH	\$473	\$591	\$532	\$674	\$624	\$824	\$1,124	\$1,180
60MM	30	M28X2.0-LH	\$473	\$591	\$532	\$674	\$624	\$824	\$1,124	\$1,180
60MM	23	M28X2.0-LH	\$473	\$591	\$532	\$674	\$624	\$824	\$1,124	\$1,180
60MM	60	M28X2.0-LH	\$473	\$591	\$532	\$674	\$624	\$824	\$1,124	\$1,180
70MM-ISF	60	M36X3.0-LH	\$586	\$732	\$659	\$794	\$735	\$963	\$1,305	\$1,370
70MM-ISG	60	M36X3.0-LH	\$586	\$732	\$659	\$794	\$735	\$963	\$1,305	\$1,370
70MM-ISE	23	M36X3.0-LH	\$586	\$732	\$659	\$794	\$735	\$963	\$1,305	\$1,370
70MM-ISGF	60	M36X3.0-LH	\$586	\$732	\$659	\$794	\$735	\$963	\$1,305	\$1,370

TOSHIBA (Continued on Next Page)

© 2009 MOLDERS CHOICE, Inc.



24 Hour Service - 7 Days a week

1-800-809-4623

WebSite: www.molderschoice.com • Email: molers@molderschoice.com

SCREW TIPS

TOSHIBA										
RING DIA.	NOSE ANGLE	SCREW THREAD	3-PC FREE FLOW 3T	3-PC CPM9V 3W	BALL CHECK 3B	LOCKING CHECK RING 3L	4-PC 4A	4-PC FS CARBIDE 4AA	4-PC FS/CR CARBIDE 4AAA	4-PC CERAMIC 4C
70MM-ISG	60	M36X3.0-LH	\$586	\$732	\$659	\$794	\$735	\$963	\$1,305	\$1,370
70MM-ISA	24	M32X2.0-LH	\$586	\$732	\$659	\$794	\$735	\$963	\$1,305	\$1,370
70MM	30	M32X2.0-LH	\$586	\$732	\$659	\$794	\$735	\$963	\$1,305	\$1,370
70MM	30	M36X3.0-LH	\$586	\$732	\$659	\$794	\$735	\$963	\$1,305	\$1,370
75MM	20	M40X2.0-LH	\$661	\$827	\$744	\$822	\$761	\$991	\$1,336	\$1,403
80MM-ISF/G	60	M42X3.0-LH	\$743	\$928	\$835	\$1,030	\$954	\$1,186	\$1,534	\$1,611
80MM	23	M42X3.0-LH	\$743	\$928	\$835	\$1,030	\$954	\$1,186	\$1,534	\$1,611
80MM-ISE	20	M42X3.0-LH	\$743	\$928	\$835	\$1,030	\$954	\$1,186	\$1,534	\$1,611
80MM-ISI	30	M36X3.0-LH	\$743	\$928	\$835	\$1,030	\$954	\$1,186	\$1,534	\$1,611
85MM	23	M42X3.0-LH	\$814	\$1,017	\$916	\$1,091	\$1,010	\$1,244	\$1,595	\$1,675
85MM	35	M42X3.0-LH	\$814	\$1,017	\$916	\$1,091	\$1,010	\$1,244	\$1,595	\$1,675
85MM	34	M42X3.0-LH	\$814	\$1,017	\$916	\$1,091	\$1,010	\$1,244	\$1,595	\$1,675
90MM	23	M45X4.0-LH	\$904	\$1,130	\$1,017	\$1,158	\$1,072	\$1,344	\$1,752	\$1,840
90MM-ISF/G	60	M45X4.0-LH	\$904	\$1,130	\$1,017	\$1,158	\$1,072	\$1,344	\$1,752	\$1,840
95MM	60	M45X4.0-LH	\$1,019	QUOTE	QUOTE	\$1,185	\$1,097	\$1,373	\$1,787	\$1,876
100MM	60	M50X4.0-LH	\$1,057	QUOTE	QUOTE	\$1,277	\$1,182	\$1,462	\$1,882	\$1,976
100MM	30	M50X4.0-LH	\$1,057	QUOTE	QUOTE	\$1,277	\$1,182	\$1,462	\$1,882	\$1,976
100MM	20	M50X4.0-LH	\$1,057	QUOTE	QUOTE	\$1,277	\$1,182	\$1,462	\$1,882	\$1,976
100MM	23	M50X4.0-LH	\$1,057	QUOTE	QUOTE	\$1,277	\$1,182	\$1,462	\$1,882	\$1,976
105MM-ISF	60	M50X4.0-LH	\$1,117	QUOTE	QUOTE	\$1,525	\$1,412	\$1,700	\$2,122	\$2,228
105MM-ISF	60	M50X4.0-LH	\$1,117	QUOTE	QUOTE	\$1,525	\$1,412	\$1,700	\$2,122	\$2,228
115MM	20	M60X4.0-LH	\$1,164	QUOTE	QUOTE	\$1,672	\$1,548	\$1,840	\$2,278	\$2,392
115MM	60	M60X4.0-LH	\$1,164	QUOTE	QUOTE	\$1,672	\$1,548	\$1,840	\$2,278	\$2,392
115MM	23	M60X4.0-LH	\$1,164	QUOTE	QUOTE	\$1,672	\$1,548	\$1,840	\$2,278	\$2,392
120MM	60	M60X4.0-LH	\$1,282	QUOTE	QUOTE	\$1,747	\$1,617	\$1,913	\$2,357	\$2,475
125MM-ISE	23	M64X6.0-LH	\$1,490	QUOTE	QUOTE	\$1,865	\$1,727	\$2,027	\$2,477	\$2,601
125MM	60	M64X6.0-LH	\$1,490	QUOTE	QUOTE	\$1,865	\$1,727	\$2,027	\$2,477	\$2,601
125MM-ISF/G	60	M64X6.0-LH	\$1,490	QUOTE	QUOTE	\$1,865	\$1,727	\$2,027	\$2,477	\$2,601
125MM	60	M64X6.0-LH	\$1,490	QUOTE	QUOTE	\$1,865	\$1,727	\$2,027	\$2,477	\$2,601
140MM	23	M64X6.0-LH	\$1,662	QUOTE	QUOTE	\$2,198	\$2,035	\$2,347	\$2,815	\$2,956
140MM	30	M64X6.0-LH	\$1,662	QUOTE	QUOTE	\$2,198	\$2,035	\$2,347	\$2,815	\$2,956
140MM-ISF/G	60	M64X6.0-LH	\$1,662	QUOTE	QUOTE	\$2,198	\$2,035	\$2,347	\$2,815	\$2,956
160MM	60	M85x4.0-LH								

TOYO										
RING DIA.	NOSE ANGLE	SCREW THREAD	3-PC FREE FLOW 3T	3-PC CPM9V 3W	BALL CHECK 3B	LOCKING CHECK RING 3L	4-PC 4A	4-PC FS CARBIDE 4AA	4-PC FS/CR CARBIDE 4AAA	4-PC CERAMIC 4C
20MM-35TON	30	M10X1.25-LH	\$316	\$394	\$355	\$377	\$349	\$549	\$849	N/A
20MM-35TON	30	M12X1.75-LH	\$316	\$394	\$355	\$377	\$349	\$549	\$849	N/A
24MM	30	M12X1.5-LH	\$316	\$394	\$355	\$377	\$349	\$549	\$849	N/A
24MM	30	M12X1.5-LH	\$316	\$394	\$355	\$377	\$349	\$549	\$849	N/A
24MM	45	M12X1.5-LH	\$316	\$394	\$355	\$377	\$349	\$549	\$849	N/A
28MM	30	M16X2.0-LH	\$316	\$394	\$355	\$377	\$349	\$549	\$849	N/A
28MM	45	M16X2.0-LH	\$316	\$394	\$355	\$377	\$349	\$549	\$849	N/A
32MM	30	M18X2.5-LH	\$316	\$394	\$355	\$390	\$361	\$561	\$861	N/A
32MM	45	M18X2.5-LH	\$316	\$394	\$355	\$390	\$361	\$561	\$861	N/A

TOYO (Continued on Next Page)

© 2009 MOLDERS CHOICE, Inc.



24 Hour Service - 7 Days a week

1-800-809-4623

WebSite: www.molderschoice.com • Email: molders@molderschoice.com

SCREW TIPS

X=REQUIRES THREAD ADAPTER

TOYO										
RING DIA.	NOSE ANGLE	SCREW THREAD	3-PC FREE FLOW 3T	3-PC CPM9V 3W	BALL CHECK 3B	LOCKING CHECK RING 3L	4-PC 4A	4-PC FS CARBIDE 4AA	4-PC FS/CR CARBIDE 4AAA	4-PC CERAMIC 4C
36MM	30	M18X2.5-LH	\$316	\$394	\$355	\$448	\$415	\$615	\$915	N/A
36MM	45	M18X2.5-LH	\$316	\$394	\$355	\$448	\$415	\$615	\$915	N/A
40MM	30	M22X2.5-LH	\$360	\$449	\$404	\$482	\$446	\$646	\$946	\$1,046
40MM	45	M22X2.5-LH	\$360	\$449	\$404	\$482	\$446	\$646	\$946	\$1,046
46MM	30	M24X3.0-LH	\$390	\$488	\$439	\$550	\$509	\$709	\$1,009	\$1,059
46MM	45	M24X3.0-LH	\$390	\$488	\$439	\$550	\$509	\$709	\$1,009	\$1,059
46.1MM	30	M24X3.0-LH	\$390	\$488	\$439	\$550	\$509	\$709	\$1,009	\$1,059
48MM	30	M18X2.5-LH	\$419	\$529	\$472	\$559	\$518	\$718	\$1,018	\$1,059
50.05MM	30	M27X3.0-LH	\$419	\$524	\$472	\$559	\$518	\$718	\$1,018	\$1,069
50MM	45	M27X3.0-LH	\$419	\$524	\$472	\$559	\$518	\$718	\$1,018	\$1,069
55MM	30	M27X3.0-LH	\$451	\$564	\$508	\$643	\$596	\$796	\$1,096	\$1,151
55MM	45	M27X3.0-LH	\$451	\$564	\$508	\$643	\$596	\$796	\$1,096	\$1,151
60MM	30	M30X3.0-LH	\$494	\$617	\$556	\$674	\$624	\$824	\$1,124	\$1,180
68MM	30	M33X3.5-LH	\$518	\$647	\$582	\$727	\$673	\$873	\$1,173	\$1,232
75MM	30	M36X4.0-LH	\$584	\$730	\$657	\$822	\$761	\$991	\$1,336	\$1,403
83MM	30	M39X4.0-LH	\$693	\$867	\$780	\$1,078	\$998	\$1,231	\$1,581	\$1,660
83MM	30	M38x4.0-LH	\$693	\$867	\$780	\$1,078	\$998	\$1,231	\$1,581	\$1,660
TRUBOR										
RING DIA.	NOSE ANGLE	THREAD	3-PC FREE FLOW 3T	3-PC CPM9V 3W	BALL CHECK 3B	LOCKING CHECK RING 3L	4-PC 4A	4-PC FS CARBIDE 4AA	4-PC FS/CR CARBIDE 4AAA	4-PC CERAMIC 4C
.8820"	30	.500-13 TPI-LH	\$316	\$395	\$356	\$377	\$349	\$549	\$849	N/A
1"	30	.500-13 TPI-LH	\$316	\$395	\$356	\$377	\$349	\$549	\$849	N/A
1.5"	30	.750-10 TPI-LH	\$316	\$395	\$356	\$458	\$424	\$624	\$924	\$970
25MM	30	.500-13 TPI-LH	\$316	\$395	\$356	\$377	\$349	\$549	\$849	N/A
28MM	30	.500-13-TIP-LH	\$316	\$395	\$356	\$377	\$349	\$549	\$849	N/A
31MM	30	.625-11 TPI-LH	\$316	\$395	\$356	\$383	\$355	\$555	\$855	N/A
35MM	30	.625-11 TPI-LH	\$316	\$395	\$356	\$445	\$412	\$612	\$912	N/A
41MM	30	.750-10 TPI-LH	\$337	\$422	\$380	\$492	\$456	\$656	\$956	\$1,004
UBE										
RING DIA.	NOSE ANGLE	SCREW THREAD	3-PC FREE FLOW 3T	3-PC CPM9V 3W	BALL CHECK 3B	LOCKING CHECK RING 3L	4-PC 4A	4-PC FS CARBIDE 4AA	4-PC FS/CR CARBIDE 4AAA	4-PC CERAMIC 4C
4.75	30	2.250-8 TPI0LH	\$1,180	QUOTE	QUOTE	\$1,761	\$1,631	\$1,927	\$2,371	\$2,490
71MM	31	1.250-7 TPI LH	\$805	\$1,006	\$905	\$799	\$740	\$968	\$1,311	\$1,377
71MM	31	M39X4.0-LH	\$805	\$1,006	\$905	\$799	\$740	\$968	\$1,311	\$1,377
80MM	30	M45X4.5-LH	\$999	\$1,248	\$1,124	\$918	\$845	\$1,073	\$1,416	\$1,487
80MM	30	M45X4.5-LH	\$999	\$1,248	\$1,124	\$913	\$845	\$1,073	\$1,416	\$1,487
90MM	31	M48X5.0-LH	\$1,042	\$1,313	\$1,173	\$1,060	\$981	\$1,217	\$1,661	\$1,650
100MM	31	M42X4.5-LH	\$1,056	QUOTE	QUOTE	\$1,277	\$1,182	\$1,462	\$1,882	\$1,976
100MM	31	M56X5.5-LH	\$1,056	QUOTE	QUOTE	\$1,277	\$1,182	\$1,462	\$1,882	\$1,976
112MM	32	2.000-8 TPI-LH	\$1,078	QUOTE	QUOTE	\$1,620	\$1,500	\$1,790	\$2,224	\$2,335
112MM	30	M48X5.0-LH	\$1,078	QUOTE	QUOTE	\$1,620	\$1,500	\$1,790	\$2,224	\$2,335
x 120MM	31	M68X6.0-LH	\$1,159	QUOTE	QUOTE	\$1,746	\$1,617	\$1,913	\$2,357	\$2,475
120MM	30	M48X5.0-LH	\$1,159	QUOTE	QUOTE	\$1,746	\$1,617	\$1,913	\$2,357	\$2,475

UBE (Continued on Next Page)

© 2009 MOLDERS CHOICE, Inc.



24 Hour Service - 7 Days a week

1-800-809-4623

 WebSite: www.molderschoice.com • Email: molders@molderschoice.com

SCREW TIPS

X=REQUIRES THREAD ADAPTER

UBE										
RING DIA.	NOSE ANGLE	SCREW THREAD	3-PC FREE FLOW 3T	3-PC CPM9V 3W	BALL CHECK 3B	LOCKING CHECK RING 3L	4-PC 4A	4-PC FS CARBIDE 4AA	4-PC FS/CR CARBIDE 4AAA	4-PC CERAMIC 4C
125MM	31	2.250X6-TPI-LH	\$1,339	QUOTE	QUOTE	\$1,876	\$1,737	\$2,335	\$2,487	\$2,612
x 132MM	31	2.375-8 TPI-LH	\$1,477	QUOTE	QUOTE	\$2,027	\$1,877	\$2,183	\$2,641	\$2,773
140MM	31	M80X6.0-LH	QUOTE	QUOTE	QUOTE	QUOTE	QUOTE	QUOTE	QUOTE	QUOTE
150MM		3.000-6.0-LH	QUOTE	QUOTE	QUOTE	QUOTE	QUOTE	QUOTE	QUOTE	QUOTE
160MM		M68X6.0-LH	QUOTE	QUOTE	QUOTE	QUOTE	QUOTE	QUOTE	QUOTE	QUOTE
190MM		M80X6.0-LH	QUOTE	QUOTE	QUOTE	QUOTE	QUOTE	QUOTE	QUOTE	QUOTE
VAN DORN										
RING DIA.	NOSE ANGLE	SCREW THREAD	3-PC FREE FLOW 3T	3-PC CPM9V 3W	BALL CHECK 3B	LOCKING CHECK RING 3L	4-PC 4A	4-PC FS CARBIDE 4AA	4-PC FS/CR CARBIDE 4AAA	4-PC CERAMIC 4C
25MM	30	.500-13 TPI-LH	\$316	\$394	\$355	\$377	\$349	\$549	\$849	N/A
25MM	60	.500-13 TPI-LH	\$316	\$394	\$355	\$377	\$349	\$549	\$849	N/A
28MM	30	.500-13 TPI-LH	\$316	\$394	\$355	\$377	\$349	\$549	\$849	N/A
30MM	30	.625-11 TPI-LH	\$316	\$394	\$355	\$377	\$349	\$549	\$849	N/A
30MM	30	M16X2.0-LH	\$316	\$394	\$355	\$377	\$349	\$549	\$849	N/A
35MM	45	.750-10 TPI-LH	\$316	\$394	\$355	\$445	\$412	\$612	\$912	N/A
35MM	30	.750-10 TPI-LH	\$316	\$394	\$355	\$445	\$412	\$612	\$912	N/A
38MM	30	.750-10 TPI-LH	\$316	\$394	\$355	\$458	\$424	\$624	\$924	\$970
40MM	30	.750-10 TPI-LH	\$316	\$394	\$355	\$482	\$446	\$646	\$946	\$993
50MM	30	1.000-8 TPI-LH	\$352	\$439	\$395	\$559	\$518	\$718	\$1,018	\$1,069
57MM	30	1.250-7 TPI-LH	\$445	\$556	\$500	\$663	\$614	\$814	\$1,114	\$1,170
57MM	20	1.250-7 TPI-LH	\$445	\$556	\$500	\$663	\$614	\$814	\$1,114	\$1,170
65MM	30	1.375-6 TPI-LH	\$518	\$647	\$582	\$700	\$648	\$874	\$1,213	\$1,274
65MM	20	1.375-6 TPI-LH	\$518	\$647	\$582	\$700	\$648	\$874	\$1,213	\$1,274
69MM	30	1.375-6 TPI-LH	\$611	\$763	\$688	\$735	\$681	\$909	\$1,250	\$1,313
70MM	30		\$619	\$773	\$696	\$794	\$735	\$963	\$1,305	\$1,370
75MM	20	1.375-6 TPI-LH	\$661	\$827	\$744	\$822	\$761	\$991	\$1,336	\$1,403
80MM	30		\$694	\$873	\$785	\$930	\$861	\$1,093	\$1,441	\$1,513
80MM	20	1.375-6 TPI-LH	\$694	\$873	\$785	\$930	\$861	\$1,186	\$1,534	\$1,513
90MM	30	1.750-8 TPI-LH	\$780	\$975	\$877	\$1,158	\$1,072	\$1,344	\$1,752	\$1,840
90MM	20	1.750-8 TPI-LH	\$780	\$975	\$877	\$1,158	\$1,072	\$1,344	\$1,752	\$1,840
105MM	30	1.750-8 TPI-LH	\$978	\$1,223	\$1,100	\$1,525	\$1,412	\$1,696	\$2,122	\$2,228
105MM	20	1.750-8 TPI-LH	\$978	\$1,223	\$1,100	\$1,525	\$1,412	\$1,696	\$2,122	\$2,228
115MM	45	2.00008 TPI-LH	\$1,197	\$1,387	\$1,249	\$1,672	\$1,548	\$1,840	\$2,278	\$2,392
115MM	20	2.000-8 TPI-LH	\$1,197	\$1,387	\$1,249	\$1,672	\$1,548	\$1,840	\$2,278	\$2,392
120MM	30	2.000-8 TPI-LH	\$1,282	\$1,602	\$1,448	\$1,746	\$1,617	\$1,913	\$2,357	\$2,475
135MM	40	2.50008 TPI-LH	\$1,548	QUOTE	QUOTE	\$2,087	\$1,932	\$2,240	\$2,702	\$2,837
135MM	30	2.500-8 TPI-LH	\$1,548	QUOTE	QUOTE	\$2,087	\$1,932	\$2,240	\$2,702	\$2,837
155MM	40	3.250-04 TPI-LH	\$1,752	QUOTE	QUOTE	QUOTE	QUOTE	QUOTE	QUOTE	QUOTE
180MM	40	3.250-4 TPI-LH	QUOTE	QUOTE	QUOTE	QUOTE	QUOTE	QUOTE	QUOTE	QUOTE

©2009 MOLDERS CHOICE, Inc.



24 Hour Service - 7 Days a week

1-800-809-4623

WebSite: www.molderschoice.com • Email: molders@molderschoice.com